

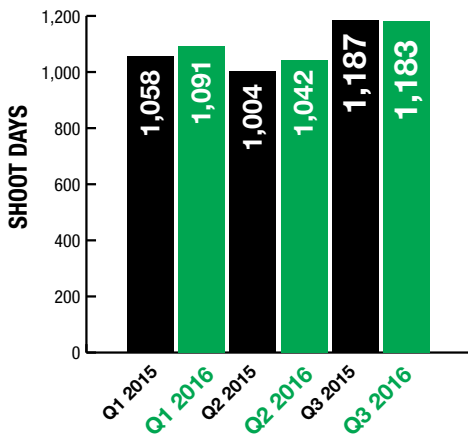


LOS ANGELES SHOOT DAYS*, BY TELEVISION SUB-CATEGORY

CALENDAR YEARS 2015 - 2016, THIRD QUARTER

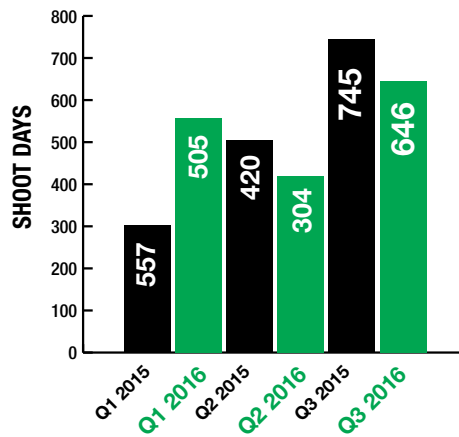
TV DRAMA

VERSUS Q3 2015: **- 0.3%**
5 YEAR AVG. OF Q3: **+ 26.4%**



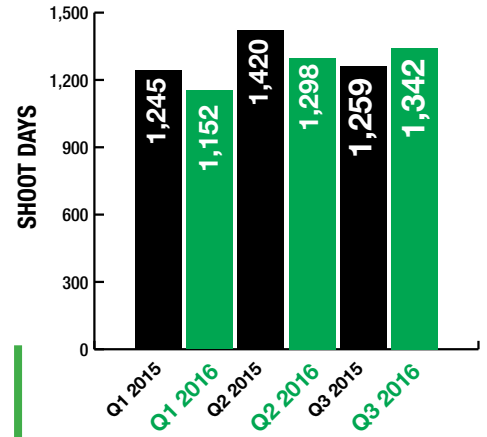
TV COMEDY

VERSUS Q3 2015: **- 13.3%**
5 YEAR AVG. OF Q3: **+ 28.0%**



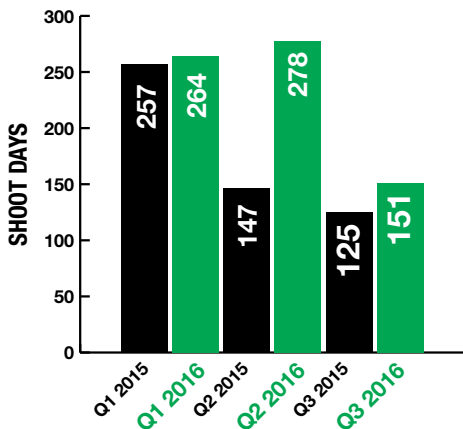
TV REALITY

VERSUS Q3 2015: **+ 6.6%**
5 YEAR AVG. OF Q3: **+ 4.2%**



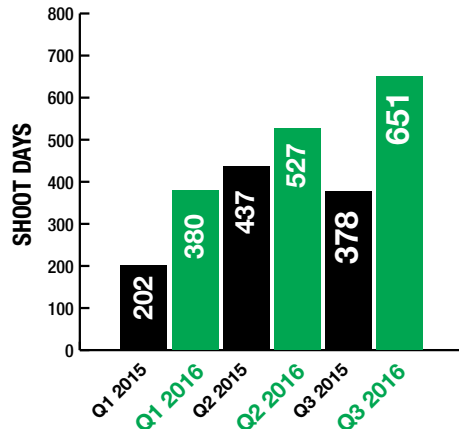
TV PILOT

VERSUS Q3 2015: **+ 20.8%**
5 YEAR AVG. OF Q3: **+ 57.3%**



WEB-BASED TV

VERSUS Q3 2015: **+ 72.2%**
5 YEAR AVG. OF Q3: **+ 69.0%**



293 INCENTIVIZED SHOOT DAYS
25% OF TV DRAMA CATEGORY

SHOWS: WESTWORLD, THIS IS US, SCREAM QUEENS, PITCH, AMERICAN HORROR STORY

153 INCENTIVIZED SHOOT DAYS
23.6% OF TV COMEDY CATEGORY

SHOWS: CRAZY EX-GIRLFRIEND, I'M DYING UP HERE

ABOUT FILMLA.

*On-location production figures are based on days of permitted production within the jurisdictions served by FilmL.A. One "Shoot Day" (or "SD") is defined as one crew's permission to film at one or more defined locations during all or part of any given 24 hour period. This measure determines how many days of work film crews perform during a given time period. FilmL.A. data does not include production that occurs on certified sound stages or on-location in jurisdictions not served by FilmL.A.

FilmL.A. is a private, not-for-profit community benefit organization and the official film office of the City and County of Los Angeles, among an ever-increasing roster of local municipalities. Providing streamlined permit processing, comprehensive community relations, marketing services, film policy analysis and more to these jurisdictions, FilmL.A. works to attract and retain film production in Greater Los Angeles. Learn more about FilmL.A. at www.filmla.com