

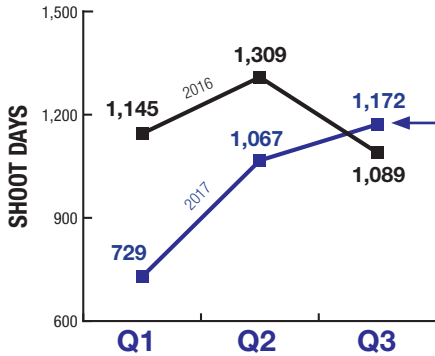
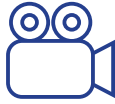
LOS ANGELES SHOOT DAYS*, BY CATEGORY

CALENDAR YEARS 2016 - 2017, THIRD QUARTER



FEATURE FILMS

VERSUS Q3 2016: **+ 7.6%**
5 YEAR AVERAGE: **- 3.6%**



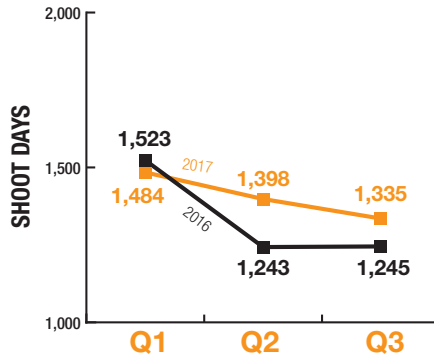
133 INCENTIVIZED SHOOT DAYS
11.3% OF FEATURES CATEGORY

INCENTIVIZED FEATURES:

AD ASTRA, BACKSEAT, BOOK CLUB, BRIGHT

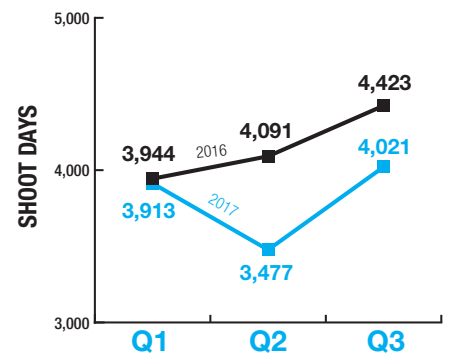
COMMERCIALS

VERSUS Q3 2016: **+ 7.2%**
5 YEAR AVERAGE: **+ 8.3%**



TELEVISION

VERSUS Q3 2016: **- 9.1%**
5 YEAR AVERAGE: **+ 2.7%**



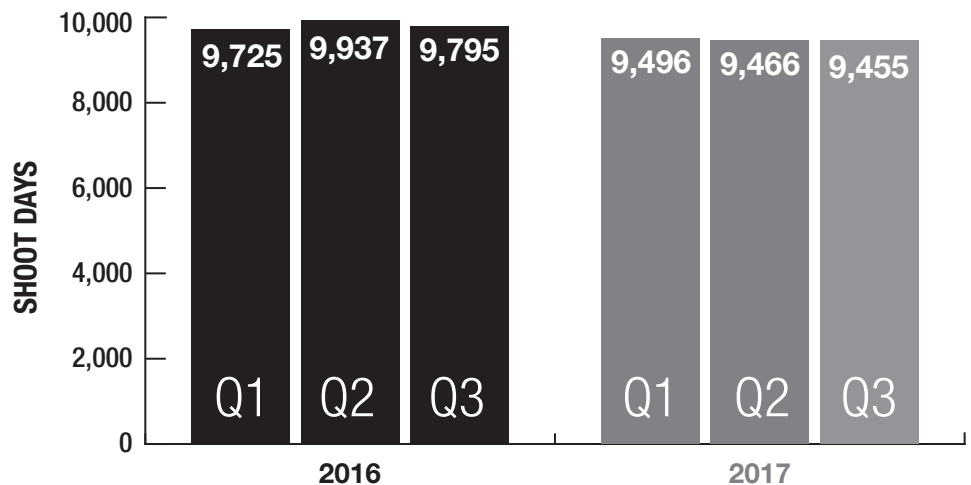
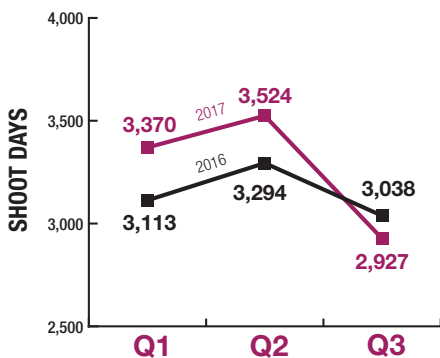
TOTAL

VERSUS Q3 2016: **- 3.5%**
5 YEAR AVERAGE: **+ 2.7%**



OTHER

VERSUS Q3 2016: **- 3.7%**
5 YEAR AVERAGE: **+ 3.1%**



ABOUT FILML.A.

*On-location production figures are based on days of permitted production within the jurisdictions served by FilmL.A. One "Shoot Day" (or "SD") is defined as one crew's permission to film at one or more defined locations during all or part of any given 24 hour period. This measure determines how many days of work film crews perform during a given time period. FilmL.A. data does not include production that occurs on certified sound stages or on-location in jurisdictions not served by FilmL.A.

FilmL.A. is a private, not-for-profit community benefit organization and the official film office of the City and County of Los Angeles, among an ever-increasing roster of local municipalities. Providing streamlined permit processing, comprehensive community relations, marketing services, film policy analysis and more to these jurisdictions, FilmL.A. works to attract and retain film production in Greater Los Angeles. Learn more about FilmL.A. at www.filmla.com

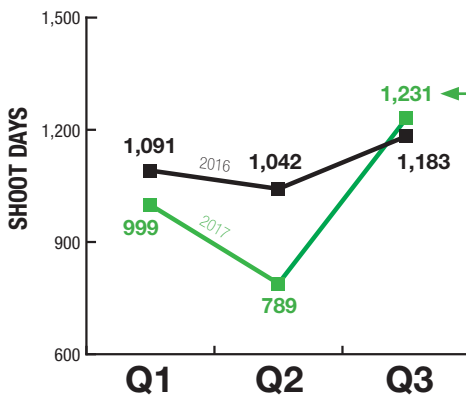


LOS ANGELES SHOOT DAYS*, BY TELEVISION SUB-CATEGORY

CALENDAR YEARS 2016 - 2017, THIRD QUARTER

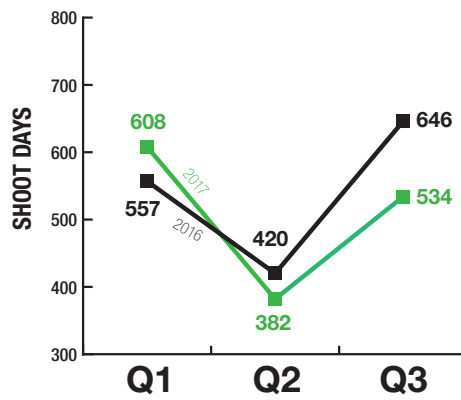
TV DRAMA

VERSUS Q3 2016: + 4.1%
5 YEAR AVERAGE: + 16.6%



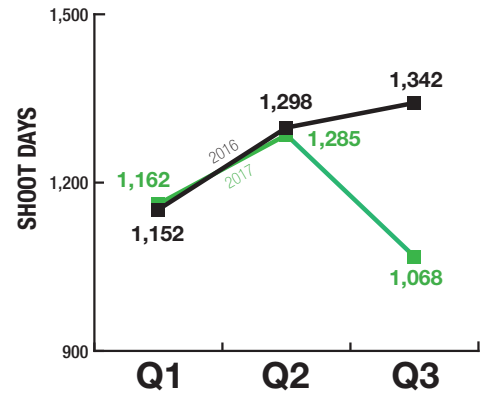
TV COMEDY

VERSUS Q3 2016: - 17.3%
5 YEAR AVERAGE: + 3.5%



TV REALITY

VERSUS Q3 2016: - 20.4%
5 YEAR AVERAGE: - 15.8%



INCENTIVIZED TV DRAMAS:

CODE BLACK, AMERICAN HORROR STORY: CULT, HEATHERS, LAW & ORDER: TRUE CRIME, LUCIFER, THE ORVILLE

436 INCENTIVIZED SHOOT DAYS
35.4% OF TV DRAMA CATEGORY

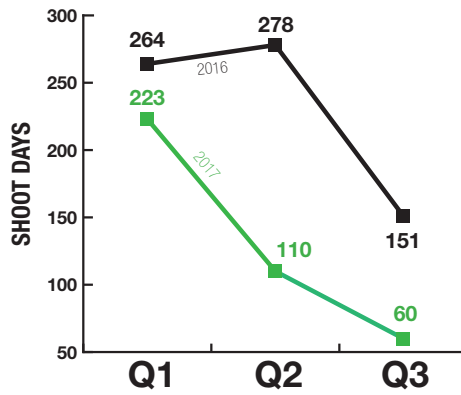
INCENTIVIZED TV PILOT:

OLIVE FOREVER

10 INCENTIVIZED SHOOT DAYS
16.6% OF TV PILOT CATEGORY

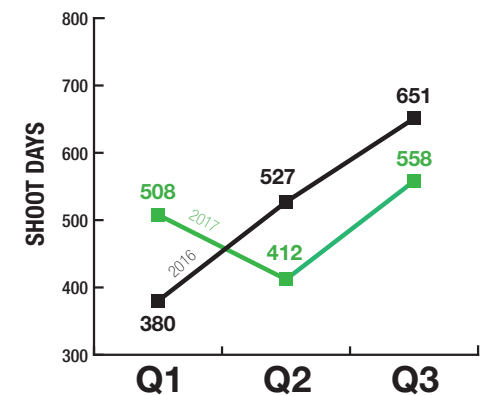
TV PILOT

VERSUS Q3 2016: - 60.3%
5 YEAR AVERAGE: - 40.0%



WEB-BASED TV

VERSUS Q3 2016: - 14.3%
5 YEAR AVERAGE: + 30.7%



*On-location production figures are based on days of permitted production within the jurisdictions served by FilmL.A. One "Shoot Day" (or "SD") is defined as one crew's permission to film at one or more defined locations during all or part of any given 24 hour period. This measure determines how many days of work film crews perform during a given time period. FilmL.A. data does not include production that occurs on certified sound stages or on-location in jurisdictions not served by FilmL.A.