

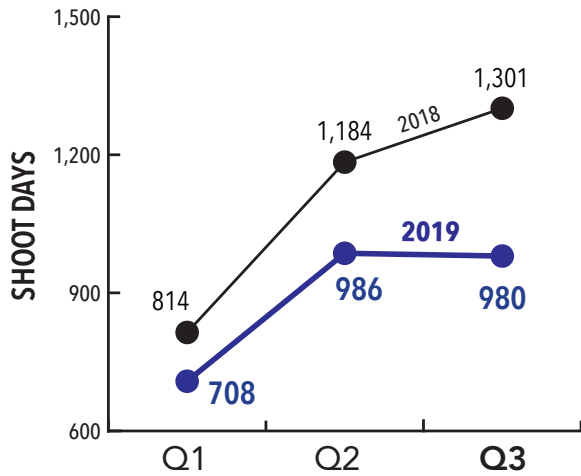
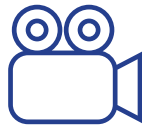


# LOS ANGELES SHOOT DAYS\*, BY CATEGORY

Calendar years 2018 – 2019, Third Quarter

## Feature Films

Versus Q3 2018: **-24.7%**  
5 year average: **-13.9%**



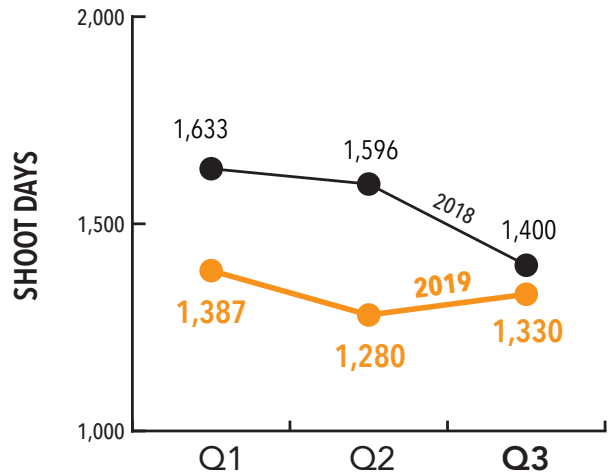
**72 incentivized Q3 shoot days**  
**7.3% of Feature Film category**

---

**Films:** *Bliss, Covers, Revenge, The Little Things*

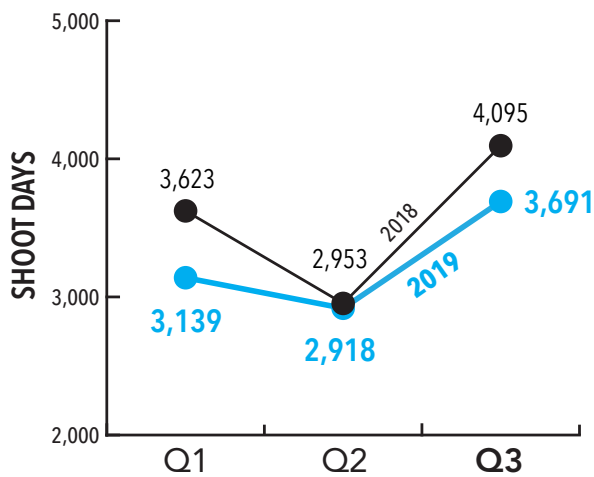
## Commercials

Versus Q3 2018: **-5.0%**  
5 year average: **+0.9%**



## Television

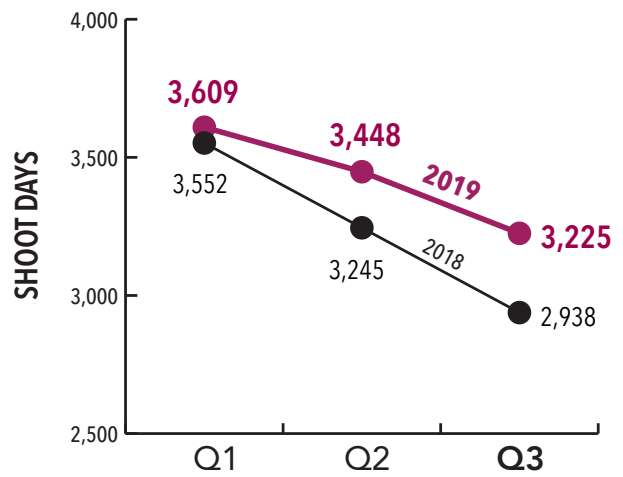
Versus Q3 2018: **-9.9%**  
5 year average: **-10.1%**



**435 incentivized Q3 shoot days**  
**11.8% of Television category**

## Other

Versus Q3 2018: **+9.8%**  
5 year average: **+7.4%**



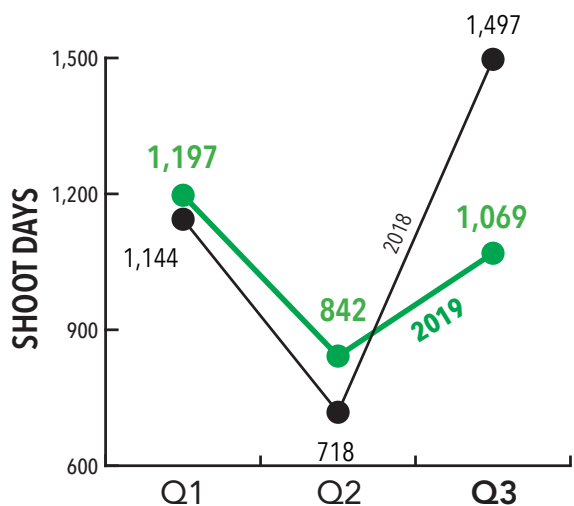
\*On-location production figures are based on days of permitted production within the jurisdictions served by FilmLA. One "Shoot Day" (or "SD") is defined as one crew's permission to film at one or more defined locations during all or part of any given 24 hour period. This measure determines how many days of work film crews perform during a given time period. FilmLA data does not include production that occurs on certified sound stages or on-location in jurisdictions not served by FilmLA.

# LOS ANGELES SHOOT DAYS\*, BY TELEVISION SUB-CATEGORY

Calendar years 2018 – 2019, Third Quarter

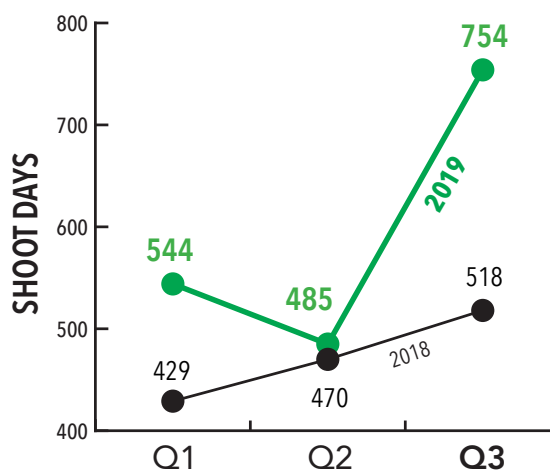
## TV Drama

Versus Q3 2018: **-28.6%**  
5 year average: **-16.9%**



## TV Comedy

Versus Q3 2018: **+45.6%**  
5 year average: **+27.8%**

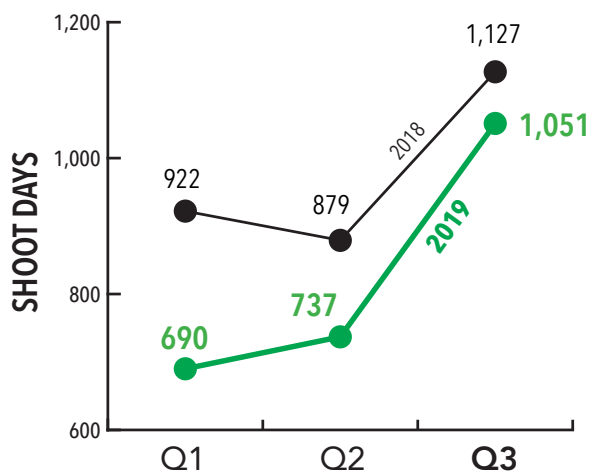


**435** incentivized Q2 shoot days  
**40.7%** of TV Drama category

*Shows: American Horror Story: 1984, Good Girls, Good Trouble, Lucifer, Mayans MC, Penny Dreadful: City of Angels, Perry Mason, Star Trek: Picard, S.W.A.T., The Rookie, This Is Us, Westworld, Why Women Kill*

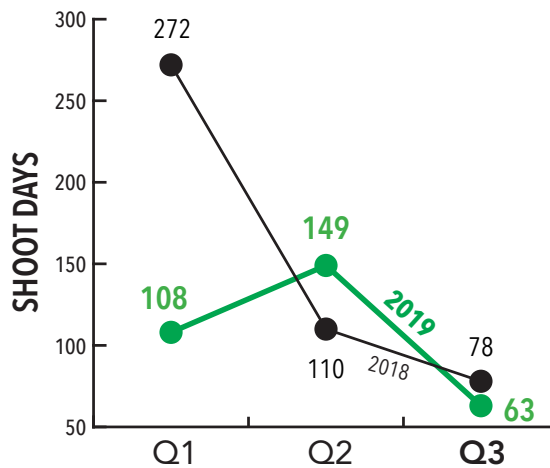
## TV Reality

Versus Q3 2018: **-6.7%**  
5 year average: **-10.1%**



## TV Pilot

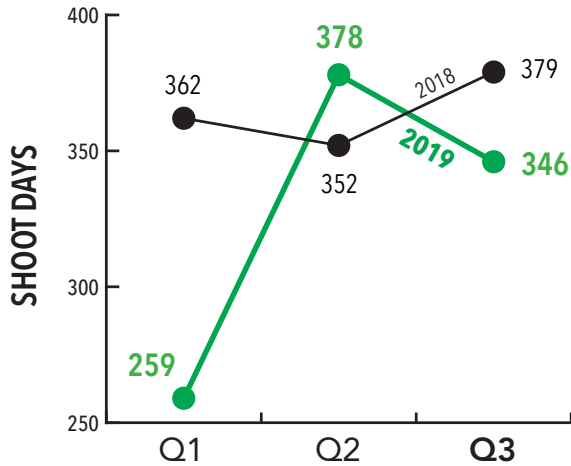
Versus Q3 2018: **-19.2%**  
5 year average: **-31.8%**





### Web-based TV

Versus Q3 2018: **-8.7%**  
5 year average: **-25.2%**



### About FilmLA

FilmLA is a private, not-for-profit community benefit organization and the official film office of the City and County of Los Angeles, among an ever-increasing roster of local municipalities. Providing streamlined permit processing, comprehensive community relations, marketing services, film policy analysis and more to these jurisdictions, FilmLA works to attract and retain film production in Greater Los Angeles. Learn more about us at [FilmLA.com](http://FilmLA.com)

### TOTAL

Versus Q3 2018: **-5.2%**  
5 year average: **-3.3%**

