

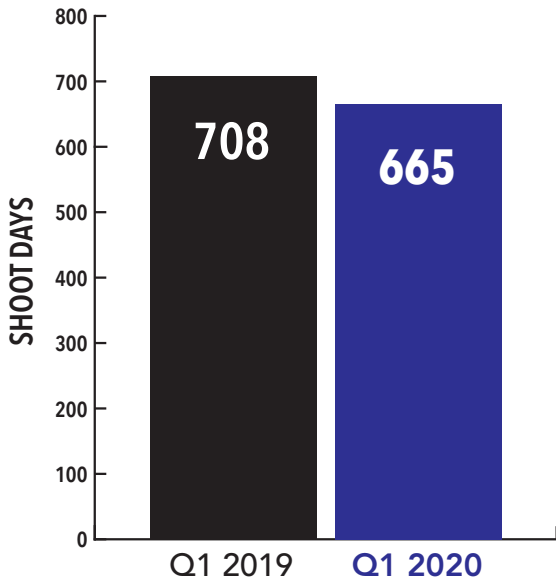
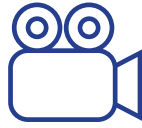


LOS ANGELES SHOOT DAYS*, BY CATEGORY

Calendar years 2019 – 2020, First Quarter

Feature Films

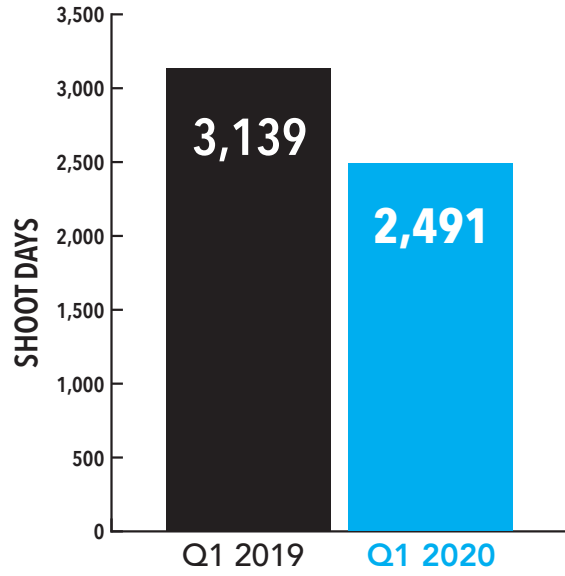
Versus Q1 2019: **-6.1%**
5 year average: **-26.3%**



29 incentivized Q1 shoot days
4.4% of **Feature Films** category
 Films: *Everything, Everywhere All At Once, King Richard*

Television

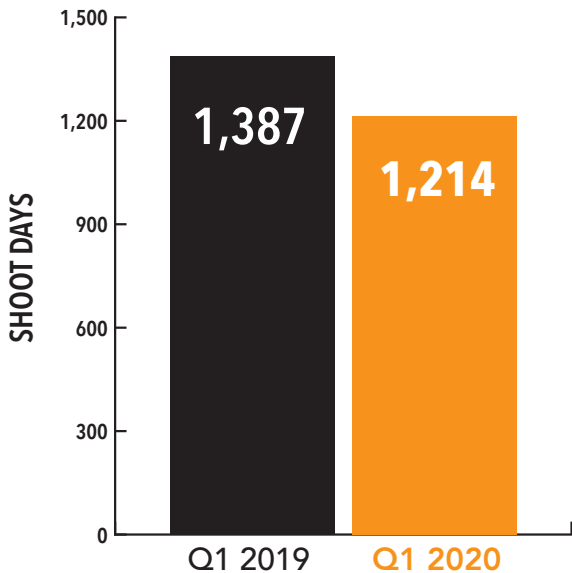
Versus Q1 2019: **-20.6%**
5 year average: **-29.5%**



314 incentivized Q1 shoot days
12.6% of **Television** category

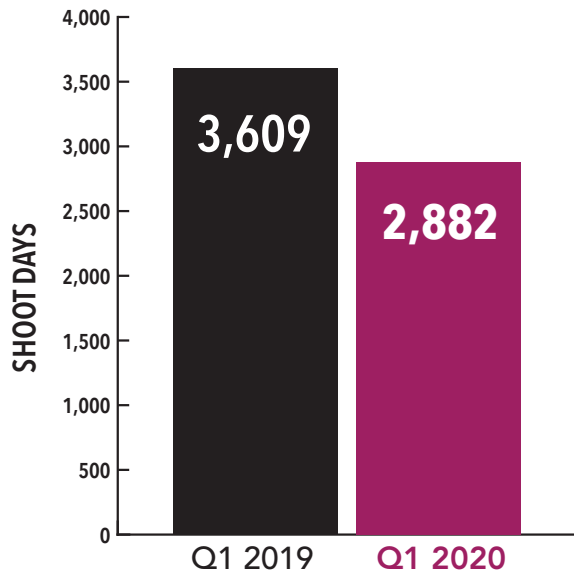
Commercials

Versus Q1 2019: **-12.5%**
5 year average: **-17.3%**



Other

Versus Q1 2019: **-20.1%**
5 year average: **-13.4%**

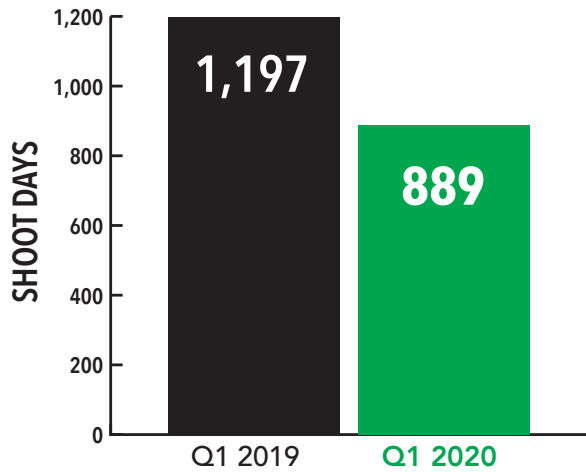


LOS ANGELES SHOOT DAYS*, BY TELEVISION SUB-CATEGORY

Calendar years 2019 – 2020, First Quarter

TV Drama

Versus Q1 2019: **-25.7%**
5 year average: **-15.4%**

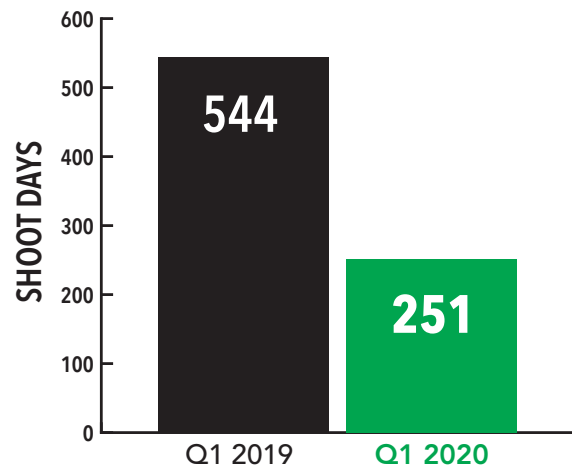


293 incentivized Q1 shoot days
33.0% of TV Drama category

Shows: Animal Kingdom, Euphoria, Good Girls, Lucifer, The Orville, The Rookie, Snowfall, SWAT, This Is Us, Why Women Kill, Westworld

TV Comedy

Versus Q1 2019: **-53.9%**
5 year average: **-46.2%**

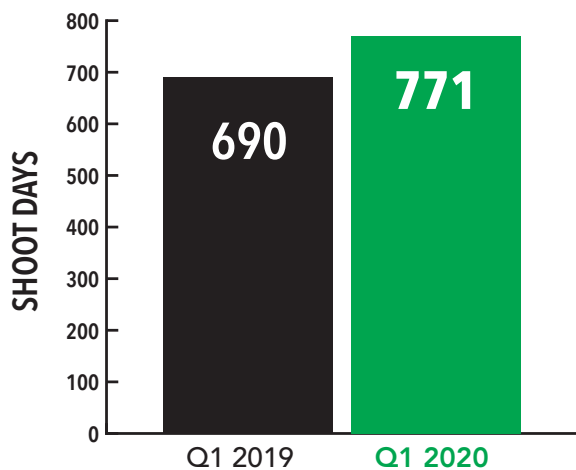


21 incentivized Q1 shoot days
8.4% of TV Comedy category

Shows: Special

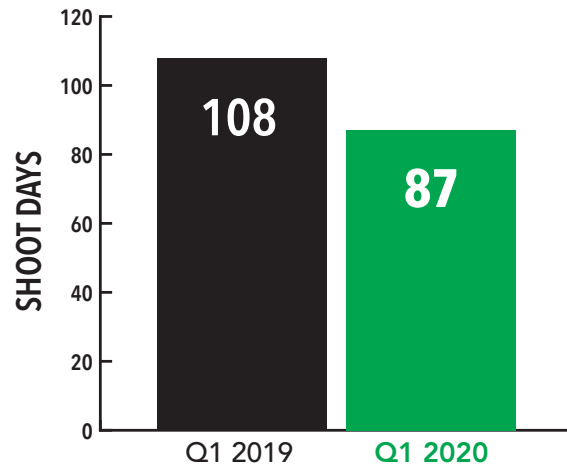
TV Reality

Versus Q1 2019: **+11.7%**
5 year average: **-25.5%**



TV Pilot

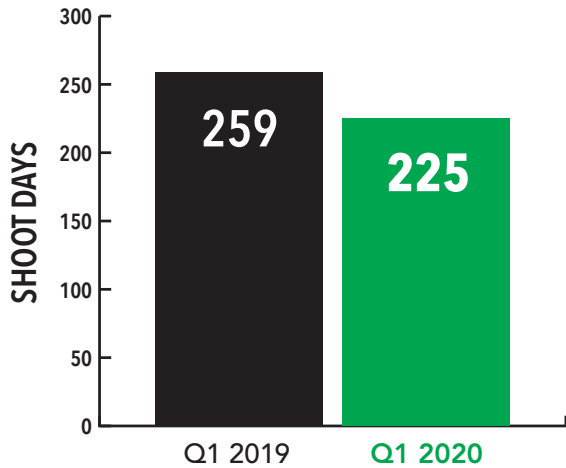
Versus Q1 2019: **-19.4%**
5 year average: **-63.8%**





Web-based TV

Versus Q1 2019: **-13.1%**
5 year average: **-30.4%**



About FilmLA

FilmLA is a private, not-for-profit community benefit organization and the official film office of the City and County of Los Angeles, among an ever-increasing roster of local municipalities. Providing streamlined permit processing, comprehensive community relations, marketing services, film policy analysis and more to these jurisdictions, FilmLA works to attract and retain film production in Greater Los Angeles. Learn more about us at FilmLA.com

*On-location production figures are based on days of permitted production within the jurisdictions served by FilmLA. One "Shoot Day" (or "SD") is defined as one crew's permission to film at one or more defined locations during all or part of any given 24 hour period. This measure determines how many days of work film crews perform during a given time period. FilmLA data does not include production that occurs on certified sound stages or on-location in jurisdictions not served by FilmLA.

TOTAL

Versus Q1 2019: **-18.0%**
5 year average: **-21.5%**

