



**Contact:** Philip Sokoloski  
VP, Integrated Communications  
(213) 977-8630  
[media@filmla.com](mailto:media@filmla.com)

**EMBARGO: HOLD UNTIL 12:00 PM PDT on 7/20/22**

### **Local Film Production Stabilizes Above Pre-Pandemic Levels**

**LOS ANGELES – July 20, 2022** – FilmLA, partner film office for the City and County of Los Angeles and other local jurisdictions – today issued an update regarding regional filming activity.

After posting three consecutive record-breaking quarters, local filming in the second quarter (“Q2”) of 2022 was down by -5.8 percent over the same period last year. From April through June, FilmLA recorded a total of 9,220 Shoot Days (SD)\* compared to 9,791 in Q2 2021.

Local filmmakers achieved an all-time quarterly high of 10,780 SD in Q4 2021, moving on to set a new Q1 record of 9,832 SD earlier this year. Even after a second quarter slip, local production still surpassed pre-pandemic levels; finishing 6.8 percent ahead of Q2 2019 (with 8,632 SD) and 2.7 percent ahead of Q2 2018 (with 8,978 SD).

“We expected we would see production return to pre-pandemic levels sometime within the year, and now here we are,” observed FilmLA President Paul Audley. “Resilient in the face of the COVID-19 pandemic, and with industry leaders taking steps to protect both worker and community safety, we have confidence in the film industry’s ability to sustain local production at or above its historic levels.”

The Feature Film category posted a strong performance for Q2, generating 898 SD – a 9 percent increase over the same period last year, but -16.4 percent below the category’s five-year average\*\*. A total of 9 percent of Feature production activity was directly tied to the California Film & Television Tax Credit Program, overseen by the California Film Commission. Some of the larger Feature Film productions shooting locally during the quarter included *Barbie* (Warner Bros.), *Being Mortal* (Searchlight Pictures) an *Untitled Jonah Hill Project* (Netflix), and the remake of *White Men Can’t Jump* (20<sup>th</sup> Century Studios).

Television continues to be a driving force in local production. Though down by -15.8 percent in Q2 from the prior year, the category generated 4,136 SD for a return still 12.7 percent above its five-year average.

- MORE -

Episodic television dramas in production last quarter included *Little America* (Apple TV+), *Dead to Me* (Netflix), *Euphoria* (HBO), *Snowfall* (FX), *Station 19* (ABC), and the final season of *This is Us* (NBC). More than one in five SD (20.7 percent) in the Television category came from projects that qualified for the California Film and Television Tax Credit.

The TV Reality category also continues to generate impressive gains -- up 6.7 percent in Q2 over the same period last year and 96.4 percent above the category's five-year average. Prominent reality TV series that shot locally included *American Idol* (ABC), *Buried in the Back Yard* (Oxygen), *Hip Hop My House* (Paramount+) and *LA Fire and Rescue* (NBC).

TV Comedy Shoot Days were also up significantly by 61.8 percent (309 SD vs. 191 SD), though down -20.7 percent compared to the five-year Q2 average. Local single-camera sitcoms in production included *Barry* (HBO) and *Chad* (TBS).

Commercials generated 1,110 SD in the second quarter, a considerable sum but -28.1 percent less than recorded in the prior year (1,544 SD), as well as -21.4 percent less than the five-year category average for Q2. Car manufacturers such as Acura, Ford, Kia, Lincoln, Nissan and Toyota shot commercials in the region last quarter, as did major retailers including Lowe's and Home Depot.

Although generally less beneficial from a job creation standpoint, FilmLA's "Other" production category – which primarily consists of still photography shoots and student films, but also includes music & industrial videos, documentaries, and miscellaneous categories of production – posted a 22.5 percent Q2 gain year over year (3,076 vs. 2,510 SD), but a slight decline of -4.0 percent over the five-year average.

## About FilmLA

FILMLA, INC® is a not-for-profit organization and the official film office of the City and County of Los Angeles, among an ever-increasing roster of local municipalities. Through expedited permit processing, comprehensive community relations, film policy analysis and other services, FilmLA works to streamline and enhance the on-location filmmaking process for communities and content creators, to ensure the Greater Los Angeles economy continues to thrive. Learn more about FilmLA at [www.filmla.com](http://www.filmla.com).

## Notes on This Report

\* On-location production figures are based on days of permitted production within the jurisdictions served by FilmLA. One "Shoot Day" (or "SD") is defined as one crew's permission to film at one or more defined locations during all or part of any given 24-hour period. This measure determines how many days of work film crews perform during a given time period.

\*\* FilmLA's reported five-year average excludes 2020, which due to the significant impact of COVID-19 on production that year, distorts all historical comparisons.



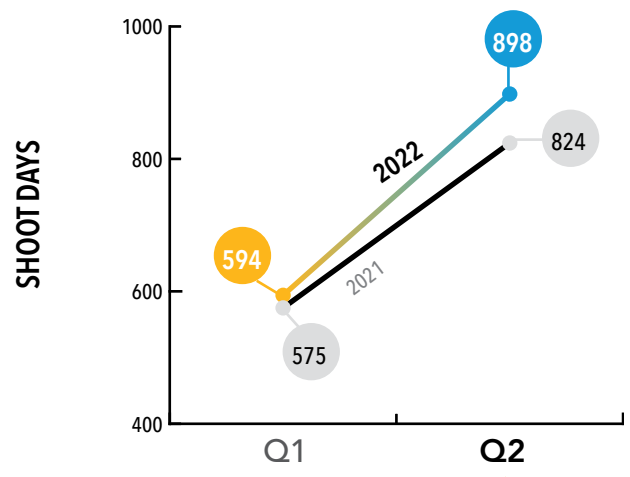
# LOS ANGELES SHOOT DAYS\* - BY CATEGORY

Calendar Years 2021 – 2022, Second Quarter

## Feature Films

Vs. Q2 2021: +9.0%

Vs. 5 Year Average\*: -16.4%

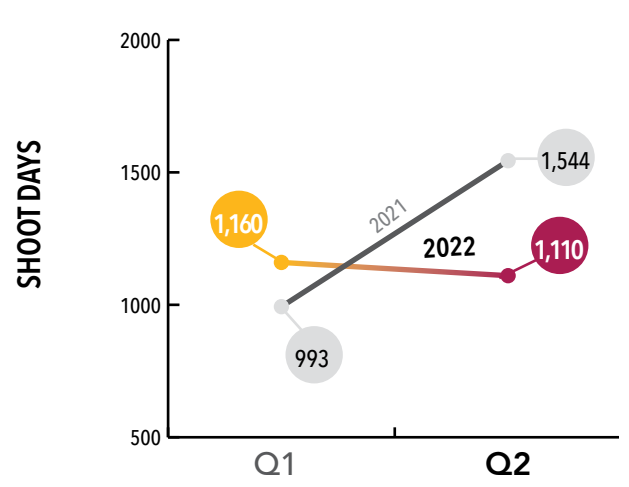


**81** incentivized Q2 shoot days  
**9.0%** of **Feature Film** category

## Commercials

Vs. Q2 2021: -28.1%

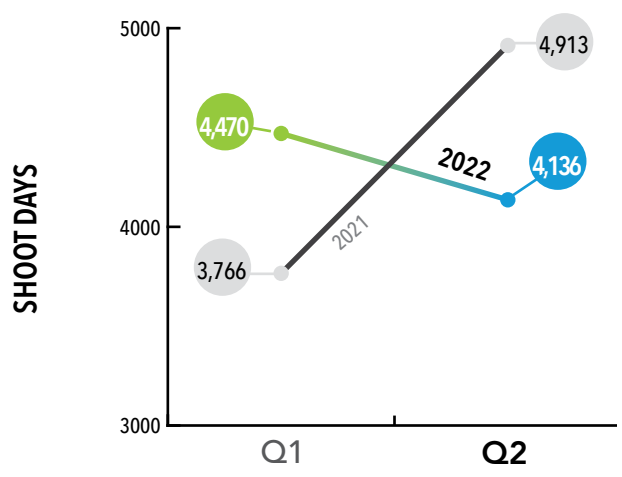
Vs. 5 Year Average\*: -21.4%



## Television

Vs. Q2 2021: -15.8%

Vs. 5 Year Average\*: +12.7%

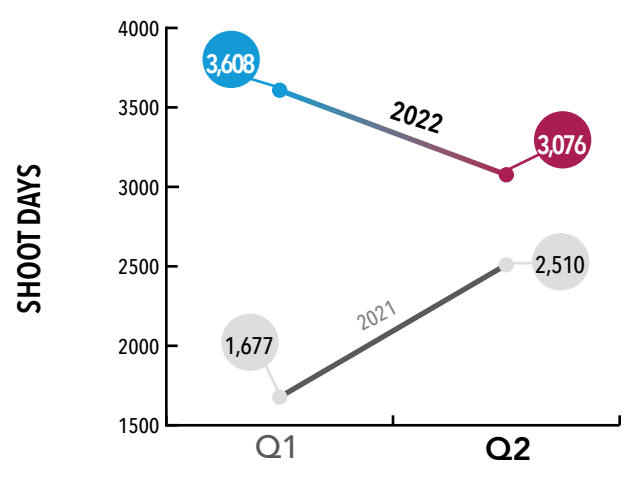


**206** incentivized Q2 shoot days  
**5.0%** of **Television** category

## Other

Vs. Q2 2021: +22.5%

Vs. 5 Year Average\*: -4.0%



\* On-location production figures are based on days of permitted production within the jurisdictions served by FilmLA. One "Shoot Day" (or "SD") is defined as one crew's permission to film at one or more defined locations during all or part of any given 24 hour period. This measure determines how many days of work film crews perform during a given time period. FilmLA data does not include production that occurs on certified sound stages or on-location in jurisdictions not served by FilmLA.

\* NOTE: Five year averages exclude year 2020 when production was suspended in Los Angeles County between mid-March through mid-June 2020 due to COVID-19

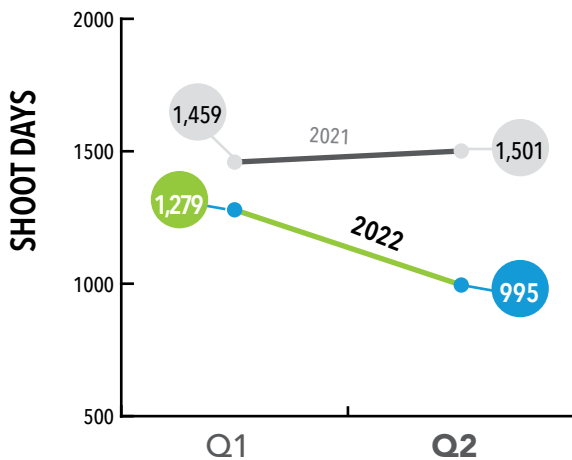
# LOS ANGELES SHOOT DAYS\* - BY TELEVISION SUB-CATEGORY

Calendar Years 2021 – 2022, Second Quarter

## TV Drama

Vs. Q2 2021: **-33.7%**

Vs. 5 Year Average\*: **+1.7%**

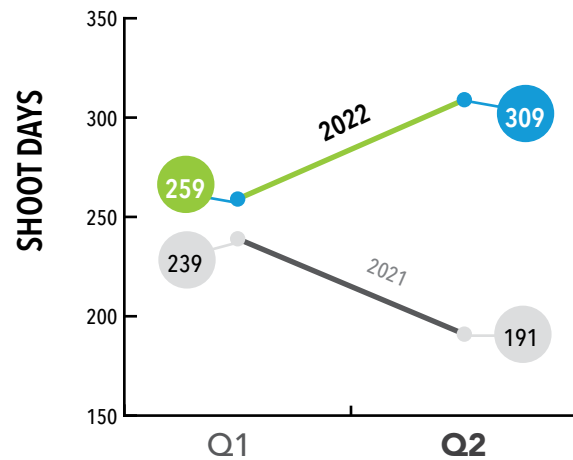


**206** incentivized Q2 shoot days  
**20.7%** of TV Drama category

## TV Comedy

Vs. Q2 2021: **+61.8%**

Vs. 5 Year Average\*: **-20.7%**

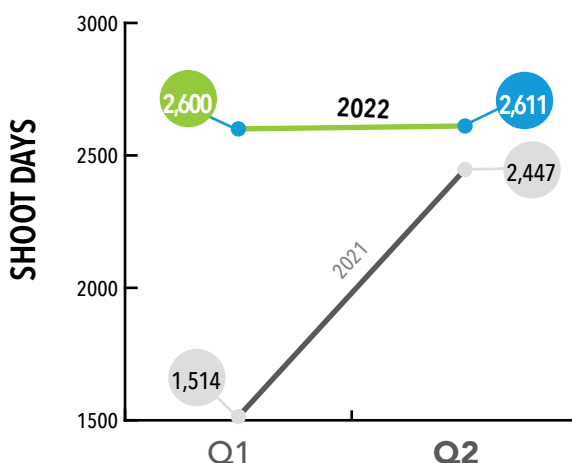


**0** incentivized Q2 shoot days  
**0.0%** of TV Comedy category

## TV Reality

Vs. Q2 2021: **+6.7%**

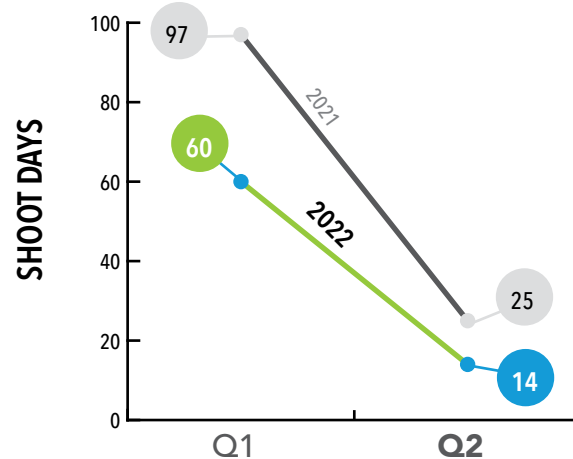
Vs. 5 Year Average\*: **+96.4%**



## TV Pilot

Vs. Q2 2021: **-44.0%**

Vs. 5 Year Average\*: **-89.6%**



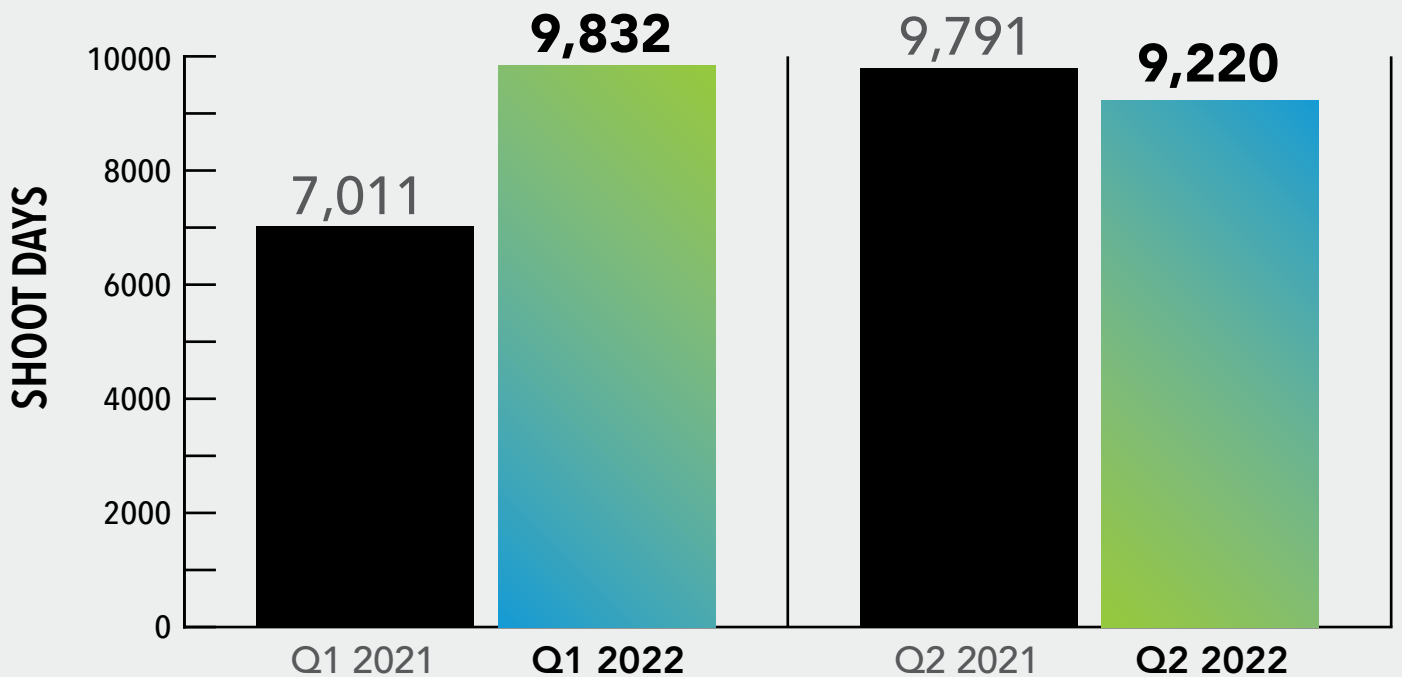
\* NOTE: Five year averages exclude year 2020 when production was suspended in Los Angeles County between mid-March through mid-June 2020 due to COVID-19

2021 - 2022 LOS ANGELES SHOOT DAYS

# Q2 TOTAL

Vs. Q2 2021: **-5.8%**

Vs. 5 Year Average\*: **-1.5%**



\* NOTE: Five year averages exclude year 2020 when production was suspended in Los Angeles County between mid-March through mid-June 2020 due to COVID-19

## About FilmLA

FILMLA, INC® is a private, not-for-profit community benefit organization and the official film office of the City and County of Los Angeles, among an ever-increasing roster of local municipalities. Providing streamlined permit processing, comprehensive community relations, marketing services, film policy analysis and more to these jurisdictions, FilmLA works to attract and retain film production in Greater Los Angeles. Learn more about us at [FilmLA.com](https://www.filmLA.com)

