



Contact: Philip Sokoloski
VP, Integrated Comms.
(213) 977-8630
media@filmla.com

Amy Kradolfer
Director, Integrated Comms.
(213) 977-8612
media@filmla.com

FOR IMMEDIATE RELEASE

Season of Strikes Leaves LA Filming Near Lowest-Ever Levels

LOS ANGELES – January 16, 2024 – FilmLA, partner film office for the City and County of Los Angeles and other local jurisdictions – today issued an update regarding regional filming activity.

The conclusion of the WGA and SAG-AFTRA work actions on September 27 and November 9, respectively, came too late for production to pick up by year's end. Local on-location filming declined steeply in the fourth quarter, with 5,520 Shoot Days (SD)* logged for a -36.4 percent decline against the same period in 2022.

Viewed on an annual basis, summing four consecutive quarters of double-digit decline, production activity fell -32.4 percent year-over-year in 2023, to 24,873 SD.

“History offers no point of comparison to the present,” observed FilmLA President Paul Audley. “The pandemic year aside, we have to look very far back – farther back than permit records allow – to find a time when production levels stayed so low, for so long.”

“Everyone we are speaking to is eager to see production resume,” Audley added, “Even as it does, we’ll remain in uncharted territory. We have months to go before we can describe what the new normal looks like for filming in LA.”

After the near immediate return of some programming, including late night talk shows, in October, many hoped scripted television might return before the holidays. Once able to resume filming in November, only a handful of continuing series attempted new episodes. That left Television production down -54.3 percent to 1,707 SD for the quarter, and down 43.8 percent to 9,430 SD for the year.

Most Television production that has taken place since May came from reality series. The Reality TV category was down -29.2 percent in the fourth quarter to 1,425 SD and down -28.1 percent to 7,221 SD for the year. Nonetheless, Reality TV comprised 76.5 percent of all on-location Television production in 2023. Local reality productions included

Dancing with the Stars (ABC), Death in the Dorms (Hulu), Master Chef (Fox), Selling Sunset (Netflix) and Murder in the Heartland (Investigation Discovery).

TV Drama production dropped -91.3 percent from October through December (101 SD in 2023 vs. 1,155 SD in 2022), and TV Comedy production dropped -85.6 percent (51 SD vs. 353 SD). During that time, projects qualifying for the California Film & Television Tax Credit Program logged 25 SD. Dozens more qualified projects are expected to restart in January. The shows quickest to return to production included *Loot (Apple TV+)*, *The Family Business (BET+)*, *Quantum Leap (NBC)*, *The Rookie (ABC)*, *S.W.A.T. (CBS)*, and *Unstable (Netflix)*.

Feature film production also dropped steeply last quarter, with a -57.5 percent decrease to 323 SD. Most Feature projects in production this summer were smaller, independent productions, among a few moving forward under SAG-AFTRA interim agreements. Three independent Features in production last quarter were associated with the California Film & Television Tax Credit Program; the films *Hurricane*, *Shell* and *Starstruck* together generated a total of 28 SD.

Unaffected by the strikes but trending lower due to runway production, filming for web and television Commercials slipped last quarter with a -9.9 percent year-over-year drop to 746 SD. Commercials made in LA included automobile ads for BMW, Chevy, Honda, Lincoln, Nissan and Toyota. Retailers such as Best Buy, Walmart and Walgreens also shot spots locally.

FilmLA's "Other" category, which aggregates smaller, lower-cost shoots such as Still Photography, Student Films, Documentaries, Music and Industrial Videos and other projects, declined -18.1 percent (to 2,744 SD) for the quarter and -20.7 percent (to 10,157 SD) for the year.

About FilmLA

FILMLA., INC[®] is a not-for-profit organization and the official film office of the City and County of Los Angeles, among an ever-increasing roster of local municipalities. Through expedited permit processing, comprehensive community relations, film policy analysis and other services, FilmLA works to streamline and enhance the on-location filmmaking process for communities and content creators, to ensure the Greater Los Angeles economy continues to thrive. Learn more about FilmLA at www.filmla.com.

- MORE -

Notes on This Report

* On-location production figures are based on days of permitted production within the jurisdictions served by FilmLA. One “Shoot Day” (or “SD”) is defined as one crew’s permission to film at one or more defined locations during all or part of any given 24-hour period.

** FilmLA’s reported five-year average excludes 2020, which due to the significant impact of COVID-19 on production that year, distorts all historical comparisons.

- CHARTS ATTACHED -

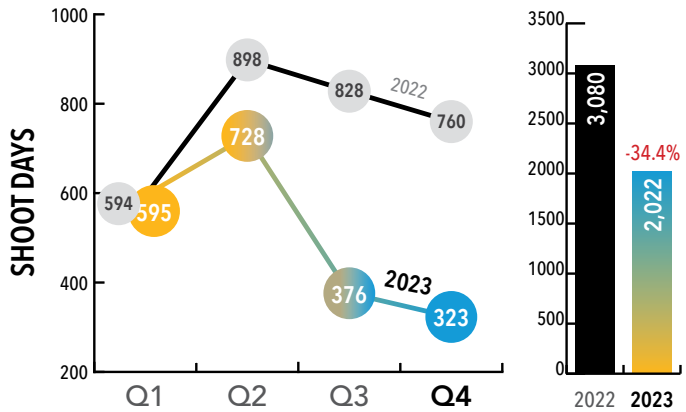


LOS ANGELES SHOOT DAYS* - BY CATEGORY

Calendar Years 2022 – 2023, Fourth Quarter & Year-to-Date

Feature Films

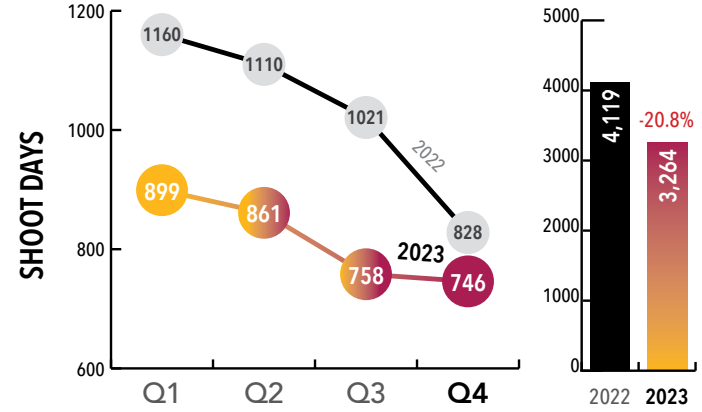
Vs. Q4 2022: **-57.5%**
Vs. YTD 5 Year Average*: **-45.3%**



28 incentivized Q4 shoot days
8.7% of **Feature Film** category

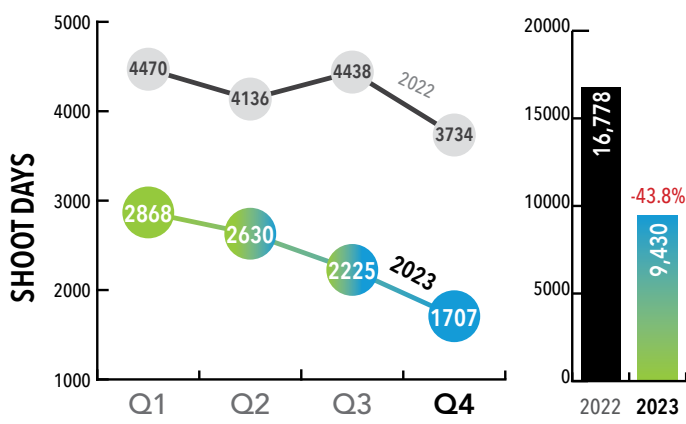
Commercials

Vs. Q4 2022: **-9.9%**
Vs. YTD 5 Year Average*: **-38.0%**



Television

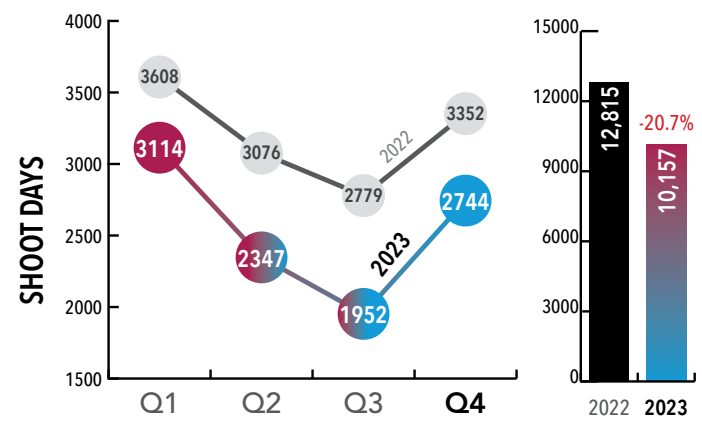
Vs. Q4 2022: **-54.3%**
Vs. YTD 5 Year Average*: **-40.0%**



25 incentivized Q4 shoot days
1.5% of **Television** category

Other

Vs. Q4 2022: **-18.1%**
Vs. YTD 5 Year Average*: **-21.5%**



* On-location production figures are based on days of permitted production within the jurisdictions served by FilmLA. One "Shoot Day" (or "SD") is defined as one crew's permission to film at one or more defined locations during all or part of any given 24 hour period. This measure determines how many days of work film crews perform during a given time period. FilmLA data does not include production that occurs on certified sound stages or on-location in jurisdictions not served by FilmLA.

* NOTE: Five year averages exclude year 2020 when production was suspended in Los Angeles County between mid-March through mid-June 2020 due to COVID-19

LOS ANGELES SHOOT DAYS* - BY TELEVISION SUB-CATEGORY

Calendar Years 2022 – 2023, Fourth Quarter & Year-to-Date

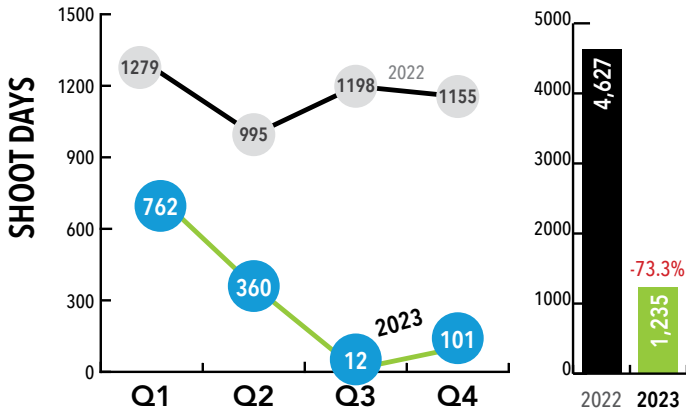
TV Drama

Vs. Q4 2022: **-91.3%**

Vs. YTD 5 Year Average*: **-74.2%**



TOTAL



25 incentivized Q4 shoot days
24.8% of TV Drama category

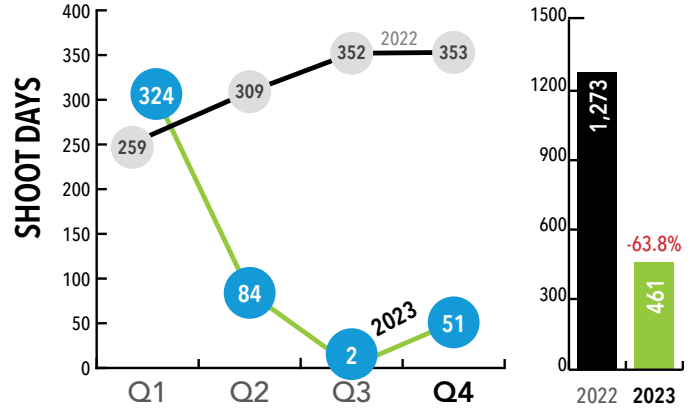
TV Comedy

Vs. Q4 2022: **-85.6%**

Vs. YTD 5 Year Average*: **-74.0%**



TOTAL



0 incentivized Q4 shoot days
0% of TV Comedy category

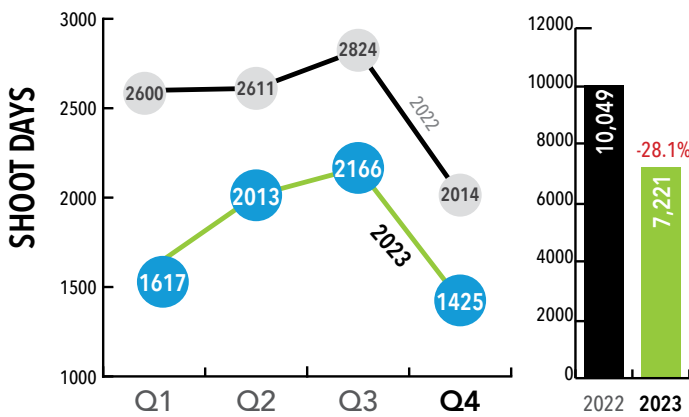
TV Reality

Vs. Q4 2022: **-29.2%**

Vs. YTD 5 Year Average*: **+14.8%**



TOTAL



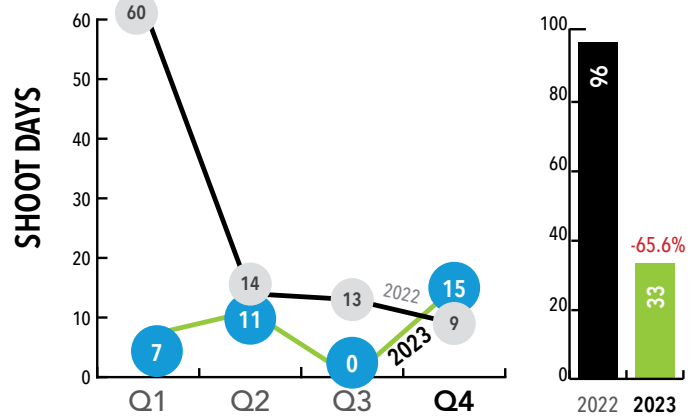
TV Pilot

Vs. Q4 2022: **+66.7%**

Vs. YTD 5 Year Average*: **-90.6%**



TOTAL



* NOTE: Five year averages exclude year 2020 when production was suspended in Los Angeles County between mid-March through mid-June 2020 due to COVID-19

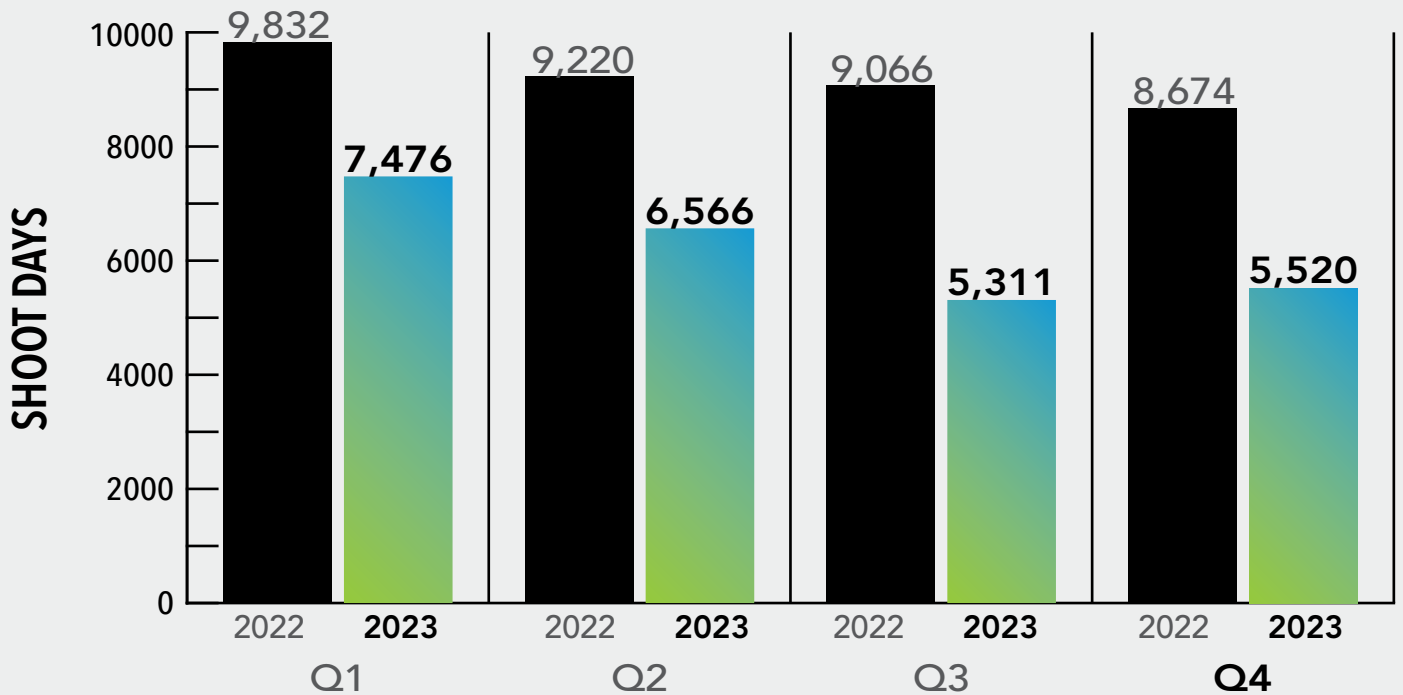
LOS ANGELES SHOOT DAYS

2022 - 2023 LOS ANGELES SHOOT DAYS

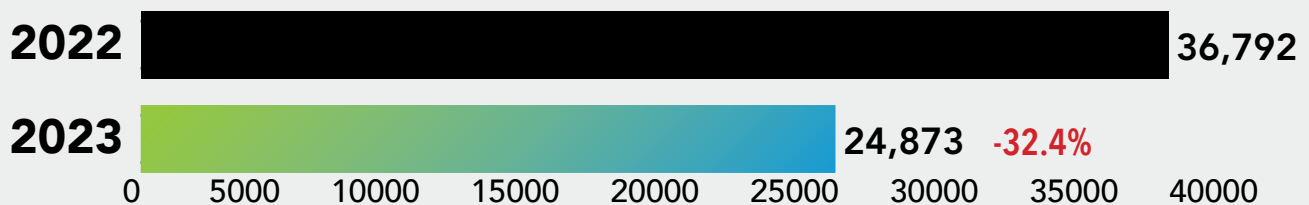
Q4 TOTAL

Vs. Q4 2022: **-36.4%**

Vs. YTD 5 Year Average*: **-33.9%**



YEAR END TOTALS



* NOTE: Five year averages exclude year 2020 when production was suspended in Los Angeles County between mid-March through mid-June 2020 due to COVID-19

ANNUAL SHOOT DAYS BY CATEGORY

TOTALS (2017-2023)

FEATURE FILMS

PERIOD	2017	2018	2019	2020	2021	2022	2023
Q1	729	814	708	665	575	594	595
Q2	1,067	1,184	986	3	824	898	728
Q3	1,172	1,301	969	352	1,100	828	376
Q4	933	1,078	1,052	621	907	760	323
ANNUAL	3,901	4,377	3,715	1,641	3,406	3,080	2,022

COMMERCIALS

PERIOD	2017	2018	2019	2020	2021	2022	2023
Q1	1,484	1,633	1,387	1,214	993	1,160	899
Q2	1,396	1,596	1,280	58	1,544	1,110	861
Q3	1,335	1,400	1,330	782	1,533	1,021	758
Q4	1,331	1,404	1,293	1,108	1,249	828	746
ANNUAL	5,546	6,033	5,290	3,162	5,319	4,119	3,264

TELEVISION

PERIOD	2017	2018	2019	2020	2021	2022	2023
Q1	3,913	3,623	3,139	2,491	3,766	4,470	2,868
Q2	3,477	2,953	2,918	52	4,913	4,136	2,630
Q3	4,021	4,095	3,691	1,799	4,956	4,438	2,225
Q4	3,807	3,795	3,761	3,996	4,925	3,734	1,707
ANNUAL	15,218	14,466	13,509	8,338	18,560	16,778	9,430

OTHER

PERIOD	2017	2018	2019	2020	2021	2022	2023
Q1	3,370	3,552	3,609	2,882	1,677	3,608	3,114
Q2	3,524	3,245	3,448	81	2,510	3,076	2,347
Q3	2,927	2,938	3,236	1,266	2,538	2,779	1,952
Q4	3,796	4,082	3,733	1,623	3,699	3,352	2,744
ANNUAL	13,617	13,817	14,026	5,852	10,424	12,815	10,157

ANNUAL SHOOT DAYS BY TV SUB-CATEGORY

TOTALS (2017-2023)

TV DRAMA

PERIOD	2017	2018	2019	2020	2021	2022	2023
Q1	999	1,144	1,197	889	1,459	1,279	762
Q2	789	718	842	9	1,501	995	360
Q3	1,231	1,497	1,069	286	1,356	1,198	12
Q4	1,366	1,489	1,345	1,228	1,294	1,155	101
ANNUAL	4,385	4,848	4,453	2,412	5,610	4,627	1,235

TV COMEDY

PERIOD	2017	2018	2019	2020	2021	2022	2023
Q1	608	429	544	251	239	259	324
Q2	382	470	485	0	191	309	84
Q3	534	518	754	28	338	352	2
Q4	631	393	548	200	534	353	51
ANNUAL	2,155	1,810	2,331	479	1,302	1,273	461

TV REALITY

PERIOD	2017	2018	2019	2020	2021	2022	2023
Q1	1,162	922	690	771	1,514	2,600	1,617
Q2	1,285	879	737	30	2,447	2,611	2,013
Q3	1,068	1,127	1,051	1,159	2,825	2,824	2,166
Q4	868	1,052	1,006	1,946	2,765	2,014	1,425
ANNUAL	4,383	3,980	3,484	3,906	9,551	10,049	7,221

TV PILOT

PERIOD	2017	2018	2019	2020	2021	2022	2023
Q1	223	272	108	87	97	60	7
Q2	110	110	149	0	25	14	11
Q3	60	78	48	6	132	13	0
Q4	48	48	64	56	88	9	15
ANNUAL	441	508	369	149	342	96	33

ANNUAL SHOOT DAYS: TOTAL

TOTALS (2017-2023)



TOTAL

PERIOD	2017	2018	2019	2020	2021	2022	2023
Q1	9,496	9,724	8,843	7,252	7,011	9,832	7,476
Q2	9,466	8,978	8,632	194	9,791	9,220	6,566
Q3	9,455	9,734	9,226	4,199	10,127	9,066	5,311
Q4	9,867	10,359	9,839	7,348	10,780	8,674	5,520
TOTAL	38,284	38,795	36,540	18,993	37,709	36,792	24,873



About FilmLA

FILMLA., INC[®] is a private, not-for-profit community benefit organization and the official film office of the City and County of Los Angeles, among an ever-increasing roster of local municipalities. Providing streamlined permit processing, comprehensive community relations, marketing services, film policy analysis and more to these jurisdictions, FilmLA works to attract and retain film production in Greater Los Angeles. Learn more about us at [FilmLA.com](https://www.filmLA.com)

