



# 2022 SOUNDSTAGE STUDY

Film  
LA

# FOREWORD

This report is FilmLA's sixth annual sound stage study. The 17 studio participants in this study include all of the major legacy studios and the larger independents, representing approximately 83 percent of the current 6.5 million square feet of certified stage space in the Los Angeles market.

In 2022, a total of 1,354 projects were filmed in 34 facilities owned by the 17 studio participants. These 1,354 projects generated a total of 10,356 stage shoot days, with episodic television series accounting for the largest segment of production – approximately 30 percent of all projects and two-thirds of all stage shoot days.

With the number of episodes per season declining across all segments of television (streaming, broadcast and cable), the number of shoot days that series generated declined by -34.8 percent between 2018 and 2022 from 10,582 to 6,901. In 2022, series shoot days accounted for 66 percent of all production activity, compared to approximately 73 percent in 2018.

As fears of a double strike started permeating the industry in the latter part of 2022, stage operators reported average annual occupancy of 90 percent. This is down -3 percent from 93 percent from 2021.

Since FilmLA's most recent report was released last March, both the UK and Georgia have added more than one million square feet of stage inventory. Now comparable to Los Angeles, the UK currently has 6.6 million square feet of stage space, with plans to add dozens of new facilities. Georgia currently has over 4 million square feet and several significant projects in various planning and expansion phases.

On a local level, FilmLA is tracking 18 studio projects, with approximately 182 stages and roughly 3.5 million square feet of space in various phases of planning and development in Los Angeles. A rundown of these projects and their progress is summarized in the 16-slide report.



# PARTICIPANTS



# Current Certified **SOUNDSTAGE SPACE**<sup>1</sup> in Los Angeles



Occupancy peaked in **2016** and has been in the **90** percentile range since



**473**

Certified Stages

**75**

Certified Production Facilities

**6.5 M SF**

Certified Stage Space\*

**1.4 M SF**

of Uncertified Stage Space\*



*Note: Data pertains only to facilities with one stage >5K SF <sup>1</sup> Data is current as of December 2023.*

*\*A certified sound stage is a building or portion of a building usually insulated from outside noise and natural light that has met city criteria. To obtain certification in Los Angeles, one must first obtain a certificate of occupancy or change the certificate (if an adaptive reuse) from the Los Angeles Department of Building and Safety (LADBS) and then go through a compliance process in accordance with California Fire Code Chapter 48 through the Los Angeles Fire Department (LAFD). <https://www.lafd.org/film-unit/certified-studios>. For more information, please contact the LAFD Film Unit at [lafdfilm@lacity.org](mailto:lafdfilm@lacity.org) or via phone at 213-978-3670.*

# SOUNDSTAGE PARTICIPANTS

as a Percentage of  
LA County Market



**35** FACILITIES

■ FilmLA's 17 Participants   ■ Others



Square Feet of  
Certified Stage Space

**5.4M** SQ. FT.

**83%**



Certified Stages

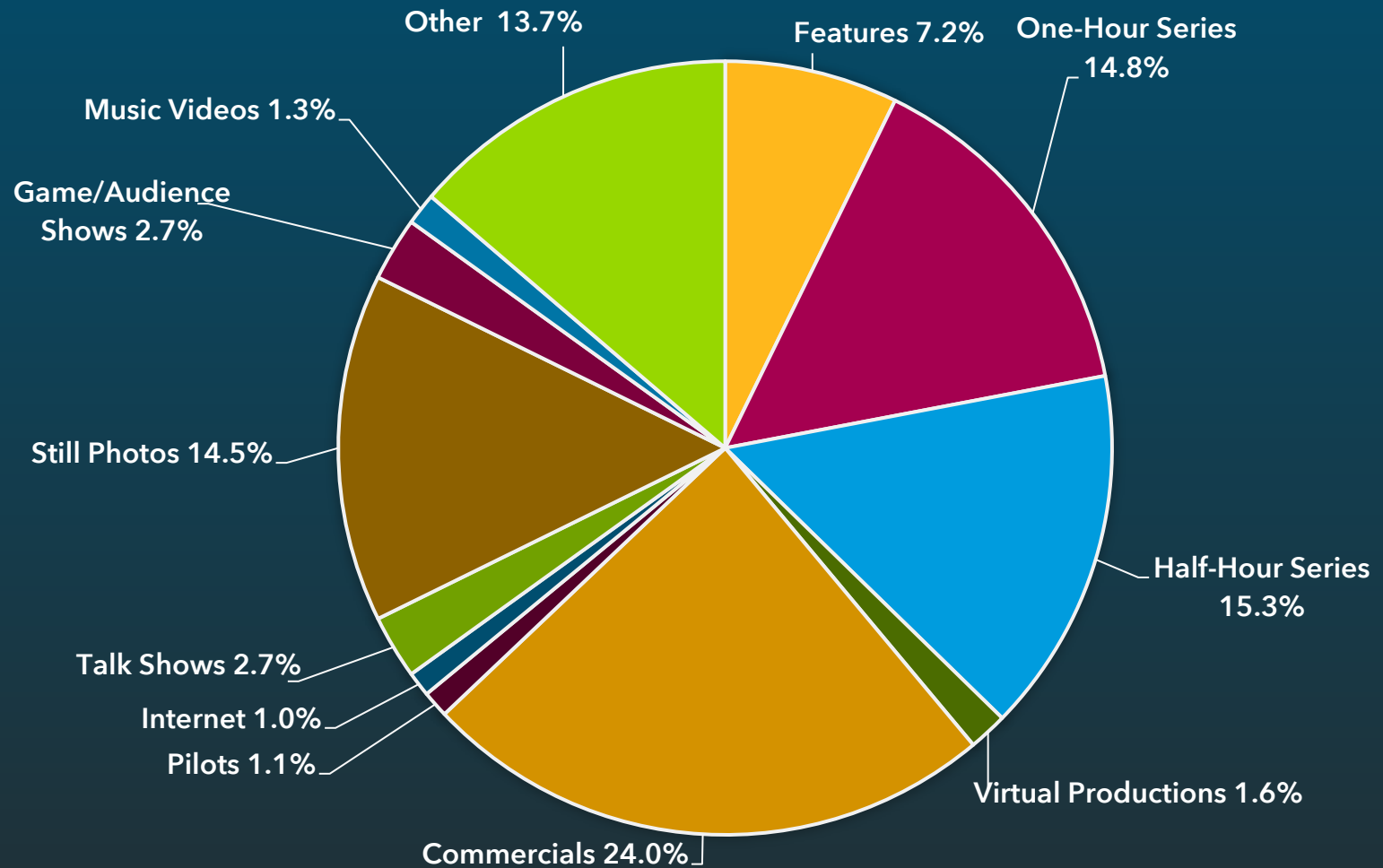
**70%**

**333** STAGES

# NUMBER OF PROJECTS FILMED

on Participant Stages in 2022

Type of Production	Projects
Feature Films	98
One-Hour Series	
<i>Streaming Series</i>	100
<i>Cable Series</i>	15
<i>Broadcast Series</i>	85
Half-Hour Series	
<i>Streaming Series</i>	124
<i>Cable Series</i>	30
<i>Broadcast Series</i>	53
Virtual Productions*	22
Commercials	325
Pilots	15
Internet	14
Talk Shows	36
Still Photography	197
Game/Audience Shows	36
Music Video	18
Other	186
<b>Total</b>	<b>1,354</b>



\* Virtual productions included 15 television series and 7 commercials

Source: Studio participants and FilmLA



# NUMBER OF PROJECTS FILMED on Participant Stages

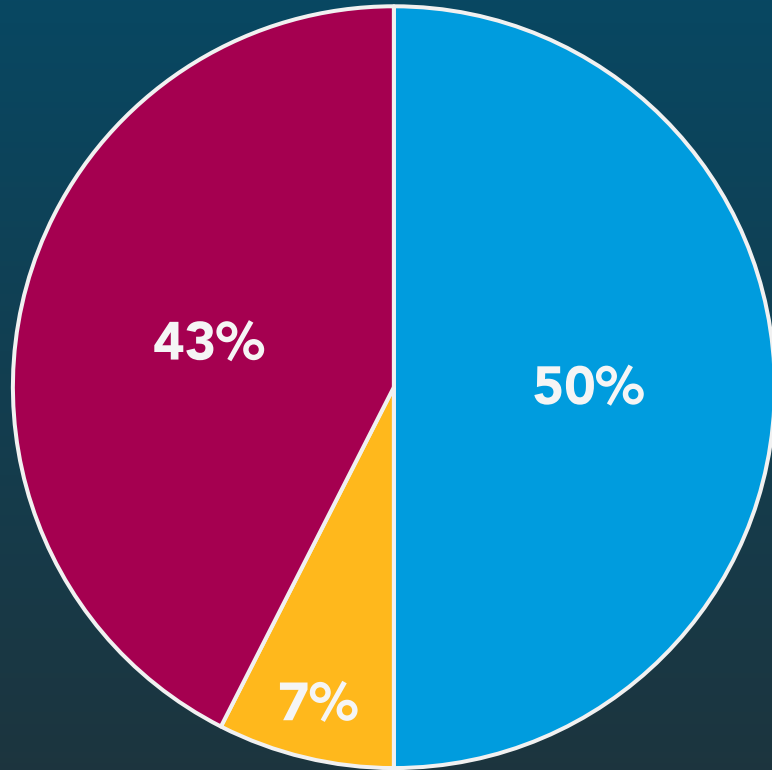
Production Category	2022	2021	2020	2019	2018	% Chg. 2018-2022	% Chg. 2021-2022
Feature Films	98	81	47	93	88	11.4%	21.0%
One-Hour TV Series	200	235	155	238	215	-7.0%	-14.9%
Half-Hour TV Series	207	209	152	225	228	-9.2%	-1.0%
Virtual Productions	22	13	-	-	-	-	69.2%
Commercials	325	338	255	414	408	-20.3%	-3.8%
Pilots	15	17	15	45	43	-65.1%	-11.8%
Internet	14	20	15	39	12	16.7%	-30.0%
Still Photography	36	32	28	45	51	-29.4%	12.5%
Talk Shows	197	222	144	275	314	-37.3%	-11.3%
Game/Audience Shows	36	37	-	-	-	-	-2.7%
Music Videos	18	11	7	24	8	125.0%	63.6%
Other	186	92	80	302	253	-26.5%	102.2%
<b>Total</b>	<b>1,354</b>	<b>1,307</b>	<b>898</b>	<b>1,700</b>	<b>1,620</b>	<b>-16.4%</b>	<b>3.6%</b>



Source: Studio participants and FilmLA

## ONE-HOUR TV SERIES 200 SERIES

By Production Type



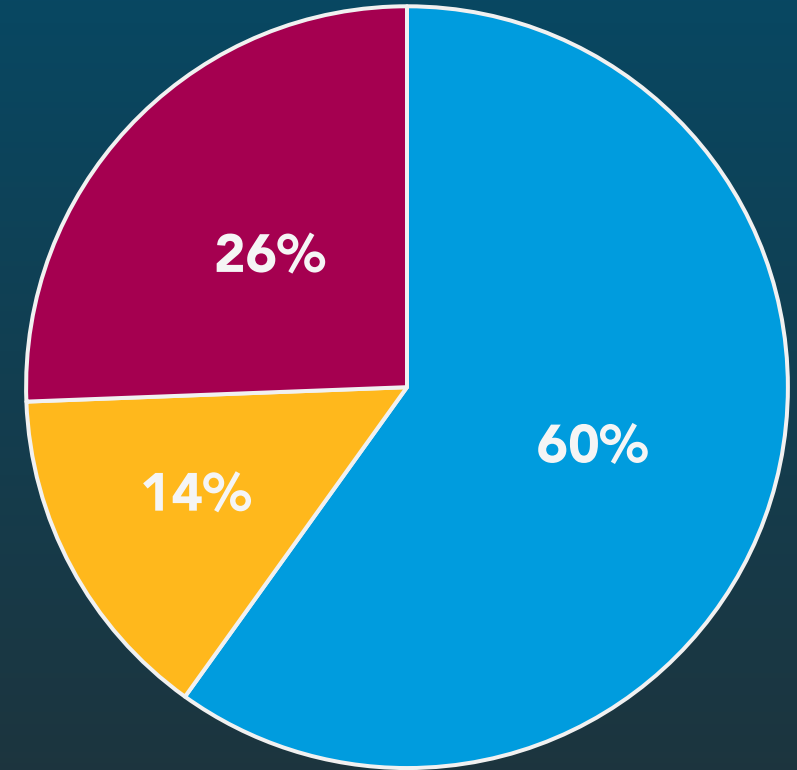
Streaming Cable Broadcast

# TV SERIES



## HALF-HOUR TV SERIES 207 SERIES

By Production Type



Streaming Cable Broadcast



Source: Studio participants and FilmLA

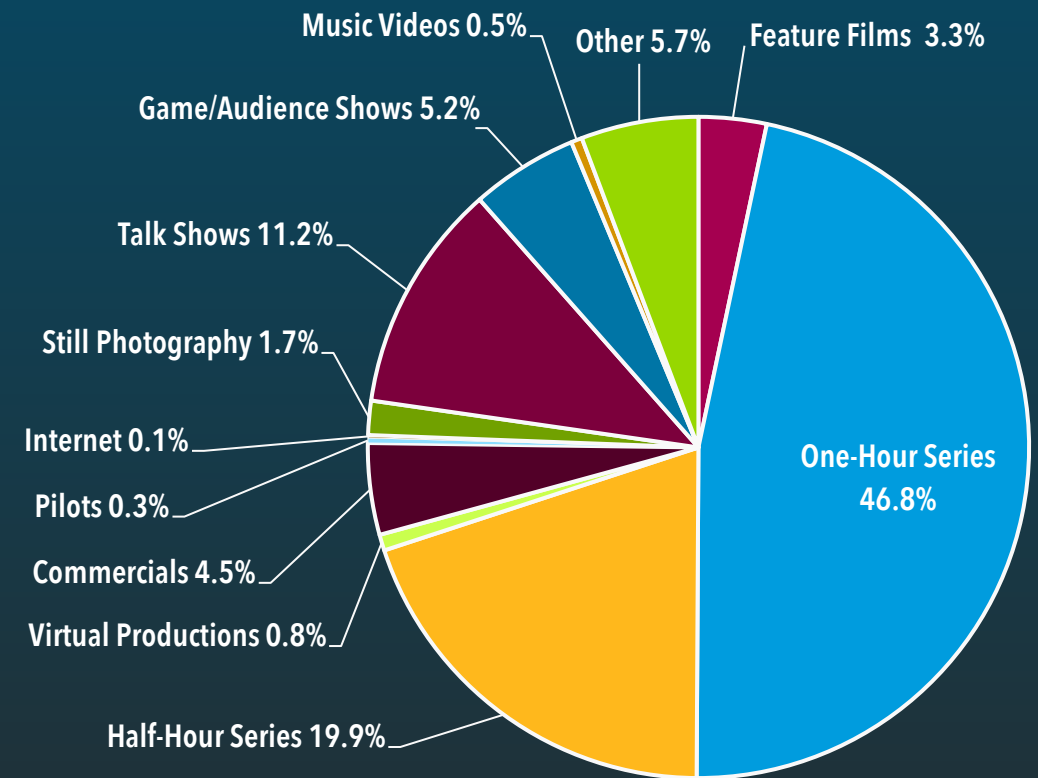


# STAGE SHOOT DAYS

## Comparative Annual Stage Shoot Days

Production Category	2022	2021	2020	2019	2018
Feature Films	344	367	146	293	480
One-Hour TV Series	4,843	3,887	1,966	4,655	6,769
Half-Hour TV Series	2,058	3,240	2,459	3,119	3,813
Virtual Productions	81	79	--	--	--
Commercials	463	1,812	400	1,357	903
Pilots	26	34	36	92	77
Internet	14	106	141	73	76
Still Photography	173	212	303	695	501
Talk Shows	1,162	955	297	1,249	987
Game/Audience Shows <sup>1</sup>	542	7	--	--	--
Music Videos	56	530	13	19	6
Other	594	579	430	756	879
<b>Total</b>	<b>10,356</b>	<b>11,808</b>	<b>6,191</b>	<b>12,308</b>	<b>14,491</b>

## Stage Shoot Days 2022



Source: Studio participants and FilmLA

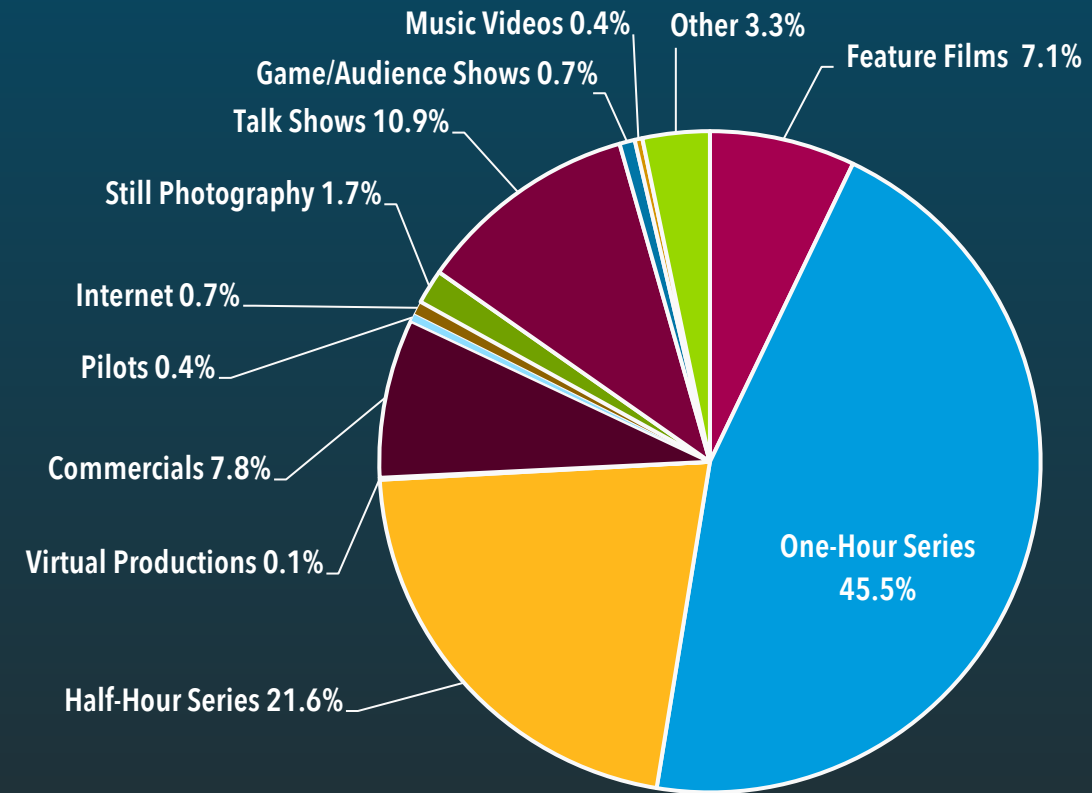


# BACKLOT SHOOT DAYS

## Comparative Annual Backlot Shoot Days

Production Category	2022	2021	2020	2019	2018
Feature Films	76	187	41	93	88
One-Hour TV Series	485	1105	656	238	215
Half-Hour TV Series	230	262	422	225	228
Virtual Productions	1	--	--	--	--
Commercials	83	57	81	414	408
Pilots	4	8	10	45	51
Internet	7	14	9	45	43
Still Photography	18	9	9	39	12
Talk Shows	116	102	17	275	314
Game/Audience Shows	8	0	--	--	--
Music Videos	4	7	7	24	8
Other	35	88	194	302	253
<b>Total</b>	<b>1067</b>	<b>1839</b>	<b>1446</b>	<b>1700</b>	<b>1620</b>

## Backlot Shoot Days 2022



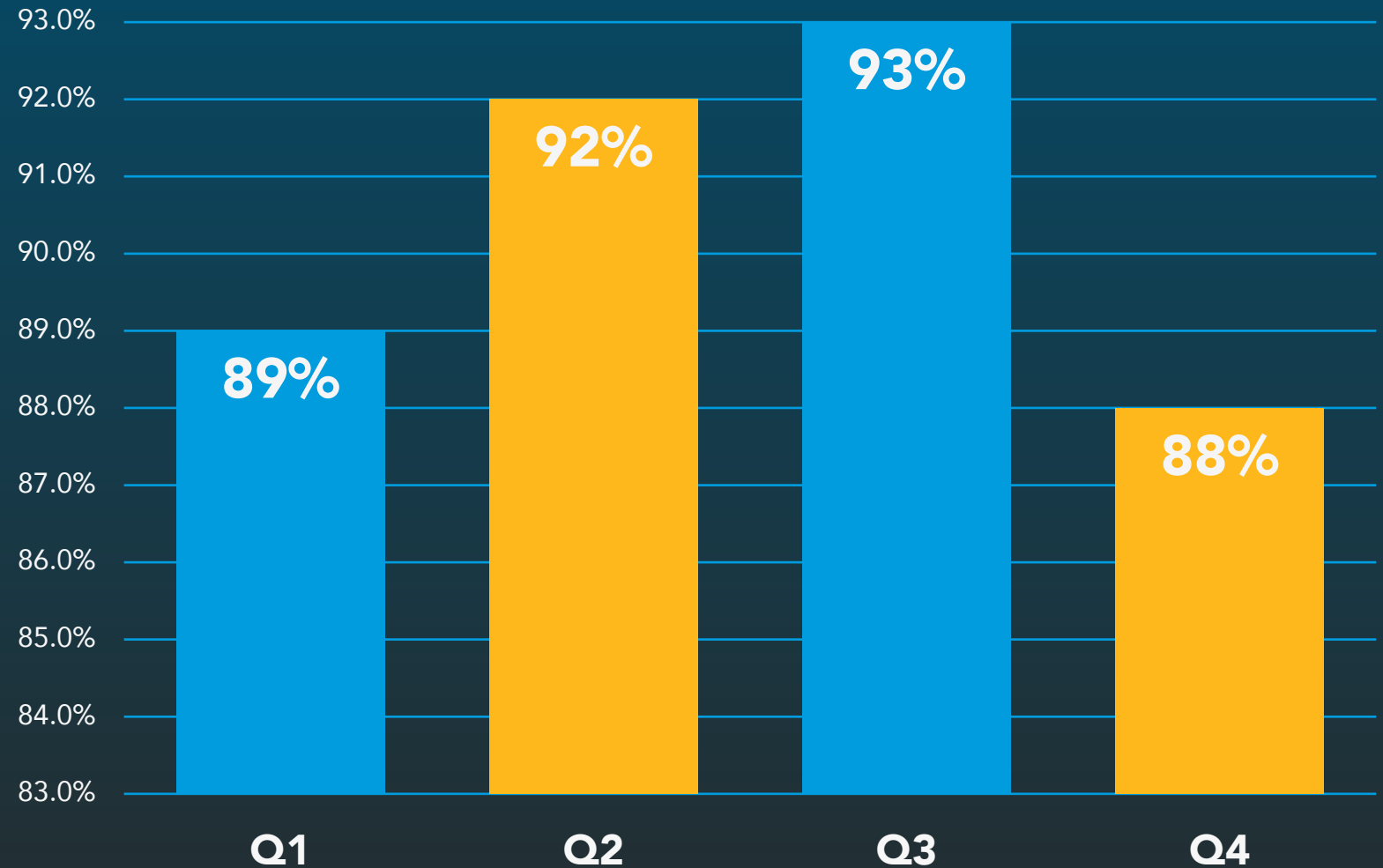
Source: Studio participants and FilmLA



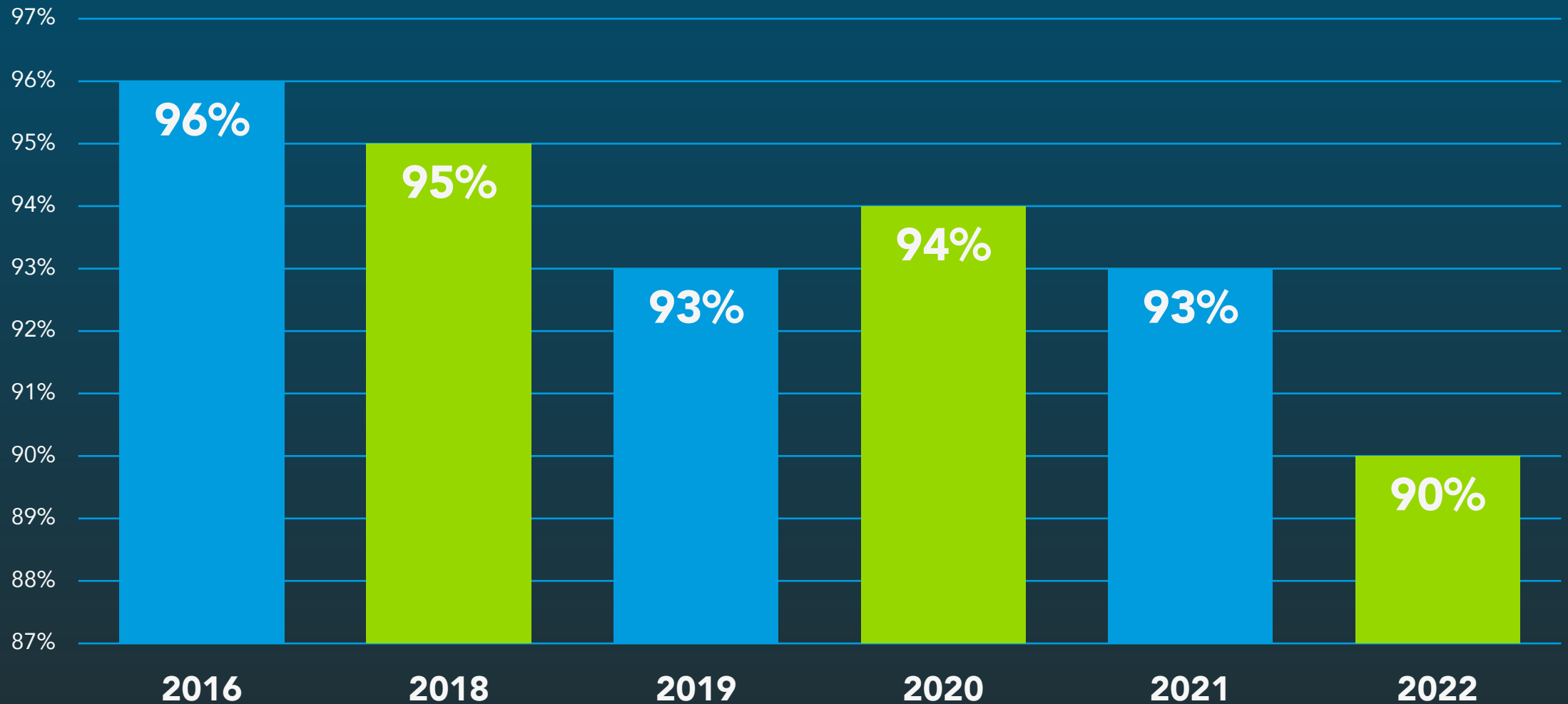
# 2022 AVERAGE OCCUPANCY

Average Quarterly Occupancy 2022

**2022**  
**AVERAGE**  
**ANNUAL**  
**OCCUPANCY**  
**90%**



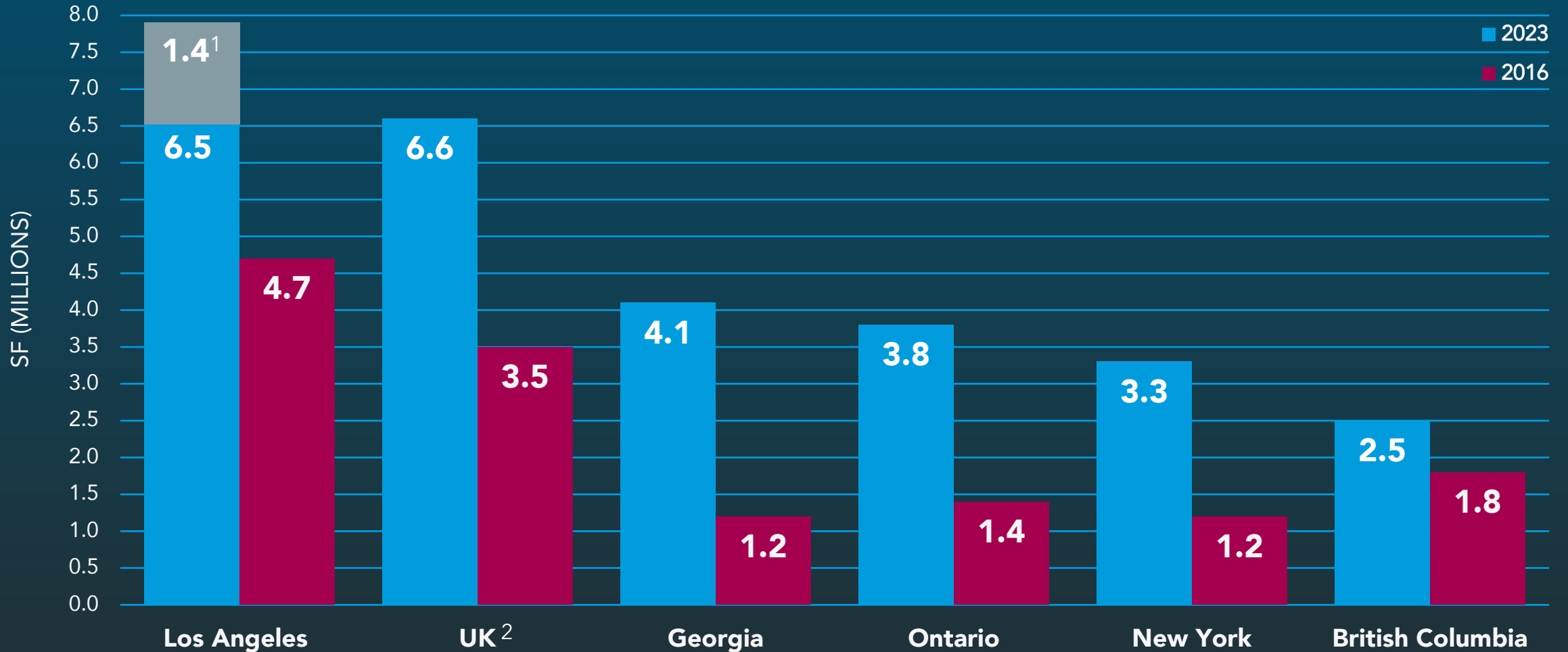
# HISTORICAL OCCUPANCY 2016-2022\*



\* A FilmLA study was not conducted in 2017 Source: Studio participants and FilmLA

# COMPETITIVE JURISDICTIONS

Square Feet of Stage Space  
2023 vs. 2016



Note: Data in all markets pertains only to studios with a minimum of one stage >5K SF  
Sources: Individual film commissions and FilmLA

<sup>1</sup> Los Angeles has an additional 1.4 million SF of non-certified stage space meeting that criteria  
<sup>2</sup> Stage space in the UK was not tracked until 2020 (2018 report)

# 1 PLANNED & PROPOSED

## Studio Projects in Alphabetical Order by Project Name

<b>STUDIO NAME</b>	<b>LOCATION</b>	<b># NEW STAGES</b>	<b>EST. SF</b>	<b>OPENING DATE</b>
Alameda Crossing	Downtown Arts District	10	TBD	Application Filed November 2022
8th & Alameda Studios	Downtown Arts District	17	TBD	Entitlement Phase
East End (Glendale Campus)	Glendale	3	35K	Opening March 2024
East End (Griffith Park Campus)	Glendale	10	200K	Construction Start Late Q1/Early Q2 2024
East End (Mission Campus)	Boyle Heights	5	102K	Construction Start Late Q1/Early Q2 2024
East End Studios (6th & Alameda)	Downtown Arts District	16	300K	Construction Start Q4 2024
Echelon Studios	Hollywood	5	87K	Under Construction. Estimated 2026 Opening
Echelon Television Center	Hollywood	4	76K	Entitlement Phase
Fox Future	Century City	9	TBD	Entitlement Phase
Radford Studio Center	Studio City	2-7	TBD	Entitlement Phase
Reframe Studios	Atwater Village	2	65K	Opening June 2024

# 2 PLANNED & PROPOSED

Studio Projects  
in Alphabetical Order by Project Name

STUDIO NAME	LOCATION	# NEW STAGES	EST. SF	OPENING DATE
Rye Canyon Studios	Santa Clarita	28	504K	Status Unknown
Shadowbox Studios	Santa Clarita	19	475K	Construction Start Q2 2024
Stocker Street Creative Studio	Baldwin Hills-Crenshaw	5	57K	Entitlement Phase
Sunset Glenoaks	Sun Valley	7	126K	Opening March 2024
Sylmar Studios	Sylmar	12	300K	Under Construction. Phase 1 Opening Mid-2024
TVC 2050	Beverly/Fairfax District	9	TBD	Entitlement Phase
WB Ranch Lot (Worthe)	Burbank	16	320K	Under Construction. Estimated 2025 Opening

ESTIMATED **182 STAGES**

ESTIMATED **3.5 M SF**

# CALIFORNIA FILM & TELEVISION SOUNDSTAGE FILMING PROGRAM

Beginning January 1, 2022, and before January 1, 2032, SB 144 establishes a new credit in an amount equal to **20 percent or 25 percent for qualified expenditures** for the production of a qualified motion picture in a certified studio construction project. **A total of \$150 million is allocated for this new credit.** To receive the credit, a taxpayer would be required to own or lease, and film on, one or more newly constructed or renovated soundstages certified by the California Film Commission.

For more information & frequently asked questions on SB 144, please visit the California Film Commission's website:  
<https://film.ca.gov/tax-credit/soundstage-tax-credit/>

## ABOUT FILMLA RESEARCH

*Integral to the work of FILMLA, INC® is ongoing research into the benefits that local filming brings to the Los Angeles region. To that end, we maintain an internal research division devoted to the production, collection and dissemination of information regarding the U.S. film production economy and global production trends. Provided you cite FilmLA as your source, you are welcome to use all information, charts, graphs, etc. that appear in our reports.*

*Have a question about this sound stage report or other film industry studies? Please direct inquiries and opportunities to Anne Wurts, Senior Research Analyst at 213.977.8636 or [awurts@filmla.com](mailto:awurts@filmla.com)*

## CONTRIBUTORS

Anne Wurts  
Philip Sokoloski

## DESIGN

Michelle Hawryschko

## PHOTO CREDITS





Adobe Stock  
Shutterstock

The logo for Film LA, featuring the words "Film" and "LA" in a white, sans-serif font, stacked vertically inside a solid blue circle.

Film  
LA

Radford Studio Center, Bungalow 20  
4024 Radford Avenue  
Studio City, CA 91604

[www.FilmLA.com](http://www.FilmLA.com)

 @FilmLA  
 @FilmLA  
 @FilmLainc  
 @FilmLA